



BULLS ***BIKES***





CONTENT

Bike

Team BULLS	4
Mountain	6
Dirt Jump / Pumptrack	44
Junior	50
Road	66
Gravel	72
Urban	80
City	86
Cross Street	88

E-Bike

VUCA FIT Pinion	90
Urban FIT BAFANG	98
SONIC SL SHIMANO	102
SONIC Bosch SX	110
SONIC Bosch	118
E-Stream FIT BROSE	134
Copperhead Bosch	138
Aminga Bosch	148
Iconic Bosch	158
Cross EVO Bosch	164
Tourer FIT Panasonic	174
Geometries	178
Permissible total weight	188
Product index	190

TEAM BULLS




Erfolge und Entwicklungsarbeit: Die Profis des Team BULLS im Einsatz

Mit einem Mix aus jungen Talenten und erfahrenen „Haudegen“ ist das Team BULLS seit Jahren glänzend aufgestellt. Karl Platt, Alban Lakata, Urs Huber und seit 2023 auch Radsport-Legende Udo Bölts sind klangvolle Namen in der Szene, die allesamt im BULLS-Trikot unterwegs sind. Dabei mangelt es aber gleichzeitig nicht an erfolgreichen Youngstern.

Simon Schneller und der junge Franzose Axel Roudil-Cortinat stehen für die neue Generation im Team BULLS, das vom Südafrikaner Vincent Durand in der Rolle des Teammanagers betreut wird. Simon sicherte sich 2023 die Bronzemedaille bei der Marathon-Europameisterschaft und fuhr im Duo mit Axel aufs Podium des Swiss Epic. Zuvor hatte der junge Franzose bereits den Titel bei den heimischen Marathon-Meisterschaften eingefahren. Und auch ein ganz junges Talent feierte seinen ersten großen Titel: Elias Hückmann vom Bike Junior Team powered by BULLS gewann die U16-Europameisterschaft im XCO (Olympisches Cross Country).

Aber auch Team-Legende Karl Platt zeigte, dass er immer noch ganz vorne mitfahren kann. In Australien wurde er Vizeweltmeister im MTB Marathon bei den Masters. Beim Österreicher Alban Lakata, der beim Ötztaler Radmarathon auf Platz zwei fuhr, und Udo Bölts steht das Gravelbike immer mehr im Fokus. Mit Irina Lützelschwab vom Team BULLS Swiss hat die Mannschaft auch eine erfolgreiche Frau in ihren Reihen. Bei der UCI MTB World Series, dem Nachfolger des Weltcups, fuhr sie mehrfach aufs dem Podium.

Youngster oder Legende, Mann oder Frau – alle liefern mit ihrem Feedback wichtigen Input oder sind durch Tests von Prototypen unmittelbar in die Entwicklung bei BULLS involviert. Ein Ergebnis für das neue Modelljahr ist der neue Rahmen für das Black Adder, der noch einmal leichter geworden ist und gleichzeitig über eine neue Geometrie verfügt, die gemeinsam mit dem Team entwickelt und getestet wurde.



TEAM BULLS

Success and development work: Team BULLS professionals in action

With a mix of young talent and experienced „warhorses“, Team BULLS has been excellently positioned for years. Karl Platt, Alban Lakata, Urs Huber and, since 2023, cycling legend Udo Bölts are well-known names on the scene, all of whom are riding in the BULLS jersey. At the same time, however, there is no shortage of successful youngsters.

Simon Schneller and the young Frenchman Axel Roudil-Cortinat represent the new generation in Team BULLS, which is overseen by South African Vincent Durand in the role of team manager. Simon secured the bronze medal at the 2023 European Marathon Championships and rode to the podium of the Swiss Epic in a duo with Axel. The young Frenchman had previously won the title at the domestic marathon championships. And a very young talent also celebrated his first major title: Elias Hückmann from the Bike Junior Team powered by BULLS won the U16 European Championships in XCO (Olympic Cross Country).

But team legend Karl Platt also showed that he can still ride at the front. In Australia, he was runner-up in the MTB Marathon Masters World Championships. Austrian Alban Lakata, who finished second in the Ötztaler Cycle Marathon, and Udo Bölts are increasingly focussing on gravel biking. With Irina Lützel Schwab from Team BULLS Swiss, the team also has a successful woman in its ranks. She has finished on the podium several times in the UCI MTB World Series, the successor to the World Cup.

Youngster or legend, man or woman – they all provide important input with their feedback or are directly involved in development at BULLS by testing prototypes. One result for the new model year is the new frame for the Black Adder, which has become even lighter and at the same time has a new geometry that was developed and tested together with the team.



**KARL
PLATT**

**Teamleader
mit Legendenstatus**
Team leader
with legend status



**ALBAN
LAKATA**

3-facher Weltmeister
3-time world champion



**URS
HUBER**

„The Swiss Machine“



**SIMON
SCHNELLER**

Der Name ist Programm
The name says it all



**AXEL
ROUDIL-CORTINAT**

„Camion Roudil“ –
der Französische
Lastwagen
„Camion Roudil“ –
the french lorry

MOUNTAIN





Vom Cross Country Marathon Rennen bis zur Action-geladenen Trailrunde, vom „NaTour-Erlebnis“ bis zum gesunden Fitnesstraining – das Mountainbike ist längst mehr als ein schlichtes Fahrrad für die Berge. Genauso vielseitig wie die Einsatzmöglichkeiten ist auch das BULLS MTB-Programm.

Top-Modelle wie die Rennmaschinen des Team BULLS, All Mountain Bikes für kernige Trail-Touren, speziell entwickelte und angepasste Mountain Bikes für sportliche Fahrerinnen, Bestseller wie unsere Copperheads und Mountainbikes mit Straßenausstattung, die den MTB-Fahrspaß in den Alltag bringen – wer das optimale Mountainbike für individuelle Ansprüche sucht, wird bei BULLS fündig.

In Zusammenarbeit mit den Profis des Team BULLS im Kölner TechCenter entwickelt, verbinden unsere Modelle im Renneinsatz geprüfte Innovationen mit Top-Ausstattung und einem super Preis-Leistungsverhältnis.

From cross-country marathon races to action-packed trail laps, from the “NaTour experience” to healthy fitness training – the mountain bike has long been more than just a simple bike for the mountains. The BULLS MTB programme is just as versatile as the possible uses.

Top models such as the Team BULLS racing bikes, all mountain bikes for tough trail tours, specially developed and customised mountain bikes for sporty female riders, bestsellers such as our Copperheads and mountain bikes with road equipment that bring MTB riding fun into everyday life – anyone looking for the perfect mountain bike for individual requirements will find it at BULLS.

Developed in collaboration with the professionals of Team BULLS in the Cologne TechCentre, our models combine race-tested innovations with top equipment and a great price-performance ratio.



Weitere Informationen zu unseren Bikes findest Du hier.
Here you will find further informations on our Bikes.



WILD EDGE TEAM

FULL SUSPENSION

Cape Epic erprobt: Das Teambike der BULLS-Profis

Bewährt beim Cape Epic und vielen anderen harten MTB-Marathonrennen ist das XC-Team-Bike der BULLS-Profis ein Race-Fully, das seinesgleichen sucht.

Der mit dem Team entwickelte Carbonrahmen bietet nicht nur Leichtigkeit und Performance, sondern auch die Möglichkeit, eine zweite Trinkflasche unterzubringen – bei einem Fully nicht selbstverständlich.

Auch beim Rest der Ausstattung werden naturgemäß keine Kompromisse gemacht: Komplette XTR Gruppe, RockShox Fahrwerk mit SID SL Ultimate RL und SIDLuxe Ultimate RO Dämpfer mit Twistlock, FSA KFX Anbauteile und MAVIC Crossmax Carbon SL R Laufräder.

Cape Epic-approved: The team bike of the BULLS professionals

Proven at the Cape Epic and lots of other tough MTB marathon races, the XC team bike of the BULLS professionals is a fully equipped racing bike that is second to none. The carbon frame developed in consultation with the team offers not only lightness and performance but also space for a second drinking bottle – not a self-evident feature for a fully-equipped racer.

Of course no corners were cut on the rest of the configuration, either: Complete Shimano XTR group, RockShox suspension with SID SL Ultimate RL and SIDLuxe Ultimate RO suspension fork with twist lock, FSA KFX attachment parts and MAVIC Crossmax Carbon SL R wheel set.

WILD EDGE TEAM

light grey, blue, UD carbon
504-44044

FULL SUSPENSION / MOUNTAIN



CAR
BON



100 mm



100 mm



Model 2023 checked

Frame super lite carbon fibre, monocoque, tapered headtube, internal cable routing, telescope seatpost ready **Framesize** M/L/XL **Fork** RockShox SID SL Ultimate RL-R 100 mm **Shock** RockShox SIDLuxe Ultimate RL-R 100 mm **Gearshift** SHIMANO XTR RD-M9100 shadow+ **Gear** derailleur gear | 12-speed **Shifter** SHIMANO XTR SL-M9100, rapidfire+, I-spec-EV **Crankset** SHIMANO XTR FC-M9100 32T **Cassette** SHIMANO XTR 12-speed 10-51T **Brakes** SHIMANO XTR hydraulic disc brake 180 mm Center Lock | 180 mm Center Lock **Handlebar** FSA KFX Flat **Stem** FSA KFX **Seatpost** FSA KFX carbon 31,6 mm **Saddle** ERGON SM10 Stealth **Wheelset** MAVIC Crossmax Carbon SL R **Tires** SCHWALBE Racing Ray / Racing Ralph Super Race, TLE 57-622



WILD EDGE TRAIL

blue, UD carbon
504-43544



CAR
BON



110mm



100mm

Frame super lite carbon fibre, monocoque, tapered headtube, internal cable routing, telescope seatpost ready **Framesize** M/L/XL
Fork RockShox SID Select RL-R 110 mm **Shock** RockShox SIDLuxe Select+ RL-R 100 mm **Gearshift** SHIMANO Deore XT RD-M8100 shadow+
Gear derailleur gear | 12-speed **Shifter** SHIMANO Deore XT SL-M8100, rapidfire+, I-spec-EV **Crankset** SHIMANO Deore XT FC-M8100 32T
Cassette SHIMANO SLX 12-speed 10-51T **Brakes** SHIMANO Deore XT BR-M8100 hydraulic disc brake 180 mm Center Lock | 180 mm Center Lock
Handlebar RACE FACE Turbine **Stem** RACE FACE Turbine **Seatpost** LIMOTEC Alpha 1 lite, 31,6 / M 100 mm, L 125 mm, XL 150 mm **Saddle** SELLE
ROYAL Sirio S1 **Wheelset** MAVIC Crossmax **Tires** SCHWALBE Wicked Will Evo, Super Race, TLE 62-622



WILD EDGE

UD carbon, light grey
504-43044



**CAR
BON**



100 mm



100 mm

Frame super lite carbon fibre monocoque, tapered headtube, internal cable routing, telescope seatpost ready **Framesize** M/L/XL **Fork** RockShox Reba RL-R 100 mm **Shock** RockShox SIDLuxe Select+ RL-R 100 mm **Gearshift** SHIMANO Deore RD-M6100 shadow+**Gear** derailleur gear | 12-speed **Shifter** SHIMANO Deore SL-M6100, rapidfire+, I-spec-EV **Crankset** SHIMANO FC-MT511 32T **Cassette** SHIMANO Deore 12-speed, 10-51T **Brakes** SHIMANO BR-MT410 hydraulic disc brake 180 mm Center Lock | 180 mm Center Lock **Handlebar** RACE FACE Ride **Stem** RACE FACE Ride **Seatpost** BULLS lite aluminium **Saddle** SELLE ROYAL Sirio S1 **Rims** RYDE XC-21S, tubeless ready **Tires** SCHWALBE Racing Ray / Racing Ralph Twin Skin TLR 57-622



WILD RONIN TEAM

FULL SUSPENSION

Maximale Leistungsfähigkeit für Trail und Alpen-Cross

Als Top-Modell der BULLS All Mountain Range bietet das Wild Ronin Team einen gemeinsam mit Profis entwickelten Carbonrahmen, ein Fahrwerk für höchste Ansprüche und eine Ausstattung ohne Kompromisse. Wendig und agil im Trail und gleichzeitig maximal effizient im Anstieg – die Geometrie des Wild Ronin ist das Ergebnis einer langen Reihe von Prototypen und Testfahrten.

Kombiniert mit der Leistungsfähigkeit des RockShox Fahrwerks mit 140 mm Federweg entsteht volle Performance für kernige Trailrunden und Alpenüberquerungen.

Mit der SHIMANO Deore XT 1x12 Schaltung mit großer 10-51T-Kassette, der kraftvollen 4-Kolben-Scheibenbremsanlage, den MAVIC Crossmax Carbon-Laufräder und Dropper Post ist auch der Rest der Ausstattung für härteste All Mountain Einsätze und maximalen Fahrspaß im Gelände ausgelegt.

Maximum performance for trail and alpine cross

As the top model in the BULLS all mountain range, the Wild Ronin Team offers a carbon frame developed together with professionals, a chassis for the highest demands and equipment without compromise. Manoeuvrable and agile on the trail and at the same time maximally efficient on the climbs – the geometry of the Wild Ronin is the result of a long series of prototypes and test rides.

Combined with the performance of the RockShox suspension with 140mm travel, the result is full performance for gnarly trail laps and Alpine crossings.

With the SHIMANO Deore XT 1x12 drivetrain with a large 10-51T cassette, the powerful 4-piston disc brake system, the MAVIC Crossmax carbon wheels and the dropper post, the rest of the equipment is also designed for the toughest all mountain use and maximum off-road riding fun.

WILD RONIN TEAM

light grey, UD carbon, silver chrome
504-45541

FULL SUSPENSION / MOUNTAIN



CAR
BON



140 mm

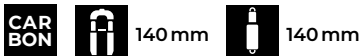


140 mm

Frame carbon fibre monocoque, internal cable routing, thru axle, ISCG 05 **Framesize** S/M/L/XL **Fork** RockShox Pike Ultimate RCT3 140 mm **Shock** RockShox Deluxe Ultimate RCT 140 mm **Gearshift** SHIMANO Deore XT RD-M8100 shadow+ **Gear** derailleur gear | 12-speed **Shifter** SHIMANO Deore XT SL-M8100, rapidfire+, I-spec-EV **Crankset** SHIMANO Deore XT FC-M8100 32T **Cassette** SHIMANO Deore XT 12s 10-51T **Brakes** SHIMANO Deore XT BR-M8120 hydraulic disc brake 203 mm Center Lock | 203 mm Center Lock **Handlebar** RACE FACE Turbine R **Stem** RACE FACE Aeffect R **Seatpost** LIMOTEC Alpha 1 lite, 31,6 / S 125 mm, M, L 150 mm, XL 170 mm **Saddle** ERGON SM10 Stealth **Wheelset** MAVIC Crossmax Carbon XL R **Tires** SCHWALBE Nobby Nic Super Ground TLE 62-622

WILD RONIN RS

UD carbon, black
504-45041



Frame carbon fibre mono-coque, internal cable routing, thru axle, ISCG 05 **Framesize** S/M/L/XL **Fork** RockShox Pike Select RC 140 mm **Shock** RockShox Deluxe Select + RT 140 mm **Gearshift** SHIMANO Deore XT RD-M8100 shadow+ **Gear** derailleur gear | 12-speed **Shifter** SHIMANO SLX SL-M7100, rapidfire+, I-spec-EV **Crankset** SHIMANO SLX 32T **Cassette** SHIMANO SLX 12s 10-51T **Brakes** SHIMANO Deore XT BR-M8120 hydraulic disc brake 203 mm Center Lock | 203 mm Center Lock **Handlebar** RACE FACE Chester **Stem** RACE FACE Ride **Seatpost** LIMOTEC Alpha 1 lite, 31,6 / S 125 mm, M, L 150 mm, XL 170 mm **Saddle** SELLE ROYAL Vivo **Wheelset** MAVIC Crossmax **Tires** SCHWALBE Nobby Nic Super Ground TLE 62-622

WILD RONIN

light emerald, emerald green
504-44541

FULL SUSPENSION / MOUNTAIN



CAR
BON



140 mm



140 mm

Frame carbon fibre monocoque, internal cable routing, thru axle, ISCG 05 **Framesize** S/M/L/XL **Fork** RockShox 35 Silver TK 140 mm **Shock** RockShox Deluxe Select+ RT 140 mm **Gearshift** SHIMANO Deore RD-M6100 shadow+ **Gear** derailleur gear | 12-speed **Shifter** SHIMANO Deore SL-M6100, rapidfire+, I-spec-EV **Crankset** SHIMANO FC-MT511 32T **Cassette** SHIMANO Deore 12-speed, 10-51T **Brakes** SHIMANO BR-MT420/BR-MT410 hydraulic disc brake 203 mm Center Lock | 203 mm Center Lock **Handlebar** RACE FACE Chester **Stem** RACE FACE Ride **Seatpost** LIMOTEC Alpha 1, 31,6 / S 125 mm, M, L 150 mm, XL 170 mm **Saddle** SELLE ROYAL Vivo **Rims** RODI Tryp 30, tubeless ready **Tires** SCHWALBE Nobby Nic Perf, Folding 62-622



COPPERHEAD FSX 1

dark petrol matt, red
504-38041


FULL SUSPENSION / MOUNTAIN



140 mm



140 mm



Model 2022 checked

Frame 6061 aluminium, double butted, hydroforming, internal cable routing, thru axle, ISCG 05 **Framesize** S/M/L/XL **Fork** RockShox Recon Silver RL 140 mm **Shock** RockShox Deluxe Select RT 140 mm **Gearshift** SHIMANO Deore RD-M5100 shadow+ **Gear** derailleur gear | 11-speed **Shifter** SHIMANO Deore SL-M5100 **Crankset** SHIMANO Deore FC-M5100 30T **Cassette** SHIMANO Deore 11s, 11-51T **Brakes** TEKTRO HD-M275 hydraulic disc brake 203 mm 6-bolt | 180 mm 6-bolt **Handlebar** BULLS riserbar **Stem** MTB-S, CCS Slot Mount ready **Seatpost** LIMOTEC Alpha 1, 30,9 / S 125 mm, M, L, XL 150 mm **Saddle** BULLS sportive Ergo **Rims** RYDE Disc 30, tubeless ready **Tires** SCHWALBE Nobby Nic Super Ground TLE 62-622



WILD CREED TEAM

FULL SUSPENSION

Bereit für jede Herausforderung

Dank seiner Geometrie mit leicht verlängertem Reach und einem kompakten Hinterbau mit kurzen Kettenstreben verfügt das Wild Creed Team nicht nur über die nötige Laufruhe und Kontrolle bei Highspeed-Downhills, sondern bietet gleichzeitig maximale Wendigkeit in technischem Gelände. Mit 160 mm Federweg und dem Fahrwerk mit RockShox Lyrik Ultimate Gabel sowie RockShox Super Deluxe Coil Ultimate Dämpfer ist das Wild Creed Team perfekt ausgestattet für jede Herausforderung.

Ein weiteres Merkmal sind die kleinen Details: So ist die Trinkflasche für einen optimalen Schwerpunkt besonders tief im Rahmen positioniert und im darunter liegenden Dreieck lässt sich platzsparend ein Ersatzschlauch verstauen.

Ready to face any challenge

Thanks to its geometry with a slightly longer reach and a compact rear triangle with short chain stays, the Wild Creed Team not only delivers the necessary smoothness and control for high-speed downhill, but also offers maximum manoeuvrability in technical trail terrain. With 160-mm travel and a suspension with RockShox Lyrik Ultimate fork and RockShox Super Deluxe Coil Ultimate shock, the Wild Creed Team is perfectly equipped to meet any challenge.

The small details are yet another feature: the water bottle is positioned especially low in the frame for an optimal centre of gravity and a replacement tube can be stowed in the triangle below to save space.

WILD CREED TEAM

light grey, UD carbon, green
504-46544

FULL SUSPENSION / MOUNTAIN



CAR
BON



160 mm



160 mm

Frame carbon fibre monocoque, internal cable routing thru axle, ISCG 05 **Framesize** M/L/XL **Fork** RockShox Lyrik Ultimate RC2 160 mm **Shock** RockShox Super Deluxe Coil Ultimate RCT 160 mm **Gearshift** SHIMANO XTR RD-M9100 shadow+ **Gear** derailleur gear | 12-speed **Shifter** SHIMANO Deore XT SL-M8100, rapidfire+, I-spec-EV **Crankset** SHIMANO Deore XT FC-M8100 32T **Cassette** SHIMANO Deore XT 12s 10-51T **Brakes** SHIMANO Deore XT BR-M8120 hydraulic disc brake 203 mm 6-bolt | 203 mm 6-bolt **Handlebar** RACE FACE Turbine R **Stem** RACE FACE Aeffect R **Seatpost** LIMOTEC Alpha 1 lite, 31,6 / M, L 150 mm, XL 170 mm **Saddle** ERGON SM10 Enduro Comp **Wheelset** MAVIC Deemax Pro **Tires** SCHWALBE Magic Marry Super/ Big Betty Super gravity soft 62-622



WILD CREED RS

deep berry, UD carbon
504-46044

FULL SUSPENSION / MOUNTAIN



CAR
BON



160 mm



160 mm

Frame carbon fibre monocoque, internal cable routing, thru axle, ISCG 05 **Framesize** M/L/XL **Fork** RockShox Lyrik Select RC 160 mm **Shock** RockShox Super Deluxe Select+ RT 160 mm **Gearshift** SHIMANO Deore XT RD-M8100 shadow+ **Gear** derailleur gear | 12-speed **Shifter** SHIMANO SLX SL-M7100, rapidfire+, I-Spec EV **Crankset** SHIMANO SLX FC-M7100 32T **Cassette** SHIMANO SLX 12-speed 10-51T **Brakes** SHIMANO BR-MT520 hydraulic disc brake 203 mm Center Lock | 203 mm Center Lock **Handlebar** RACE FACE Chester **Stem** RACE FACE Chester **Seatpost** LIMOTEC Alpha 1, 31,6 / M, L 150 mm, XL 170 mm **Saddle** SELLE ROYAL Vivo **Rims** RODI Tryp 30, tubeless ready **Tires** SCHWALBE Magic Marry Super/ Big Betty Super gravity soft 62-622

BLACK ADDER TRAIL

UD carbon, blue
504-42041



CAR
BON



110 mm

Frame super lite carbon fibre, monocoque, tapered headtube, internal cable routing **Framesize** S/M/L/XL **Fork** RockShox SID Ultimate RD 110 mm **Gearshift** SRAM XX1 Eagle AXS **Gear** derailleur gear | 12-speed **Shifter** SRAM Eagle AXS Controller **Crankset** SRAM XX1 eagle 32T **Cassette** SRAM XG-1295 12-speed Eagle 10-52T **Brakes** SHIMANO XTR hydraulic disc brake 180 mm Center Lock | 180 mm Center Lock **Handlebar** FSA KFX Flat **Seatpost** RockShox Reverb AXS 31,6 / S 100 mm, M, L 125, XL 150 **Saddle** Prologo Scratch M5 Pas **Wheelset** MAVIC Crossmax Carbon SL R **Tires** SCHWALBE Racing Ray / Racing Ralph Super Race, TLE 57-622

BLACK ADDER TEAM

UD carbon, blue
524204709941



HARDTAIL / MOUNTAIN



RUMBLE

Die neue Marke für
Premium-Komponenten.
Mehr Infos denmächst unter
rumble-components.com

The new brand for
premium components.
More information can be found
at rumble-components.com



CAR
BON



100 mm

Frame super lite carbon fibre monocoque, thru axle, telescope seatpost ready **Framesize** S/M/L/XL **Fork** RockShox SID SL Ultimate 100 mm **Gearshift** SHIMANO XTR RD-M9100 **Gear** derailleur gear | 12-speed **Shifter** SHIMANO XTR SL-M9100, rapidfire+, I-spec-EV **Crankset** SHIMANO XTR FC-M9100 32T **Cassette** SHIMANO XTR CS-M9101 10-51T **Brakes** SHIMANO XTR BR-M9100 hydraulic disc brake SHIMANO RT-MT900 180 mm CL | SHIMANO RT-MT900 160 mm CL **Handlebar** RUMBLE Altimate PRO Carbon handlebar stem unit **Seatpost** FSA KFX carbon 31,6 mm **Saddle** ERGON SM10 Stealth **Wheelset** MAVIC Crossmax Carbon SL R 29" CL **Tires** SCHWALBE Racing Ray / Racing Ralph Evo Super Race TLE 57-622

BLACK ADDER RS

UD carbon, black
524204659941



Frame super lite carbon fibre monocoque, thru axle, telescope seatpost ready **Framesize** S/M/L/XL **Fork** RockShox SID SL Select+ 100 mm **Gearshift** SHIMANO Deore XT RD-M8100 **Gear** derailleur gear | 12-speed **Shifter** SHIMANO Deore XT SL-M8100, rapidfire+, I-spec-EV **Crankset** SHIMANO Deore XT FC-M8100 32T **Cassette** SHIMANO SLX CS-M7100 10-51T **Brakes** SHIMANO XT BR-M8100 hydraulic disc brake SHIMANO RT-MT800 180 mm CL | SHIMANO RT-MT800 180 mm CL **Handlebar** RUMBLE Altimate 35 Flat Top **Stem** RUMBLE Altimate **Seatpost** FSA carbon 31,6 mm **Saddle** ERGON SM10 Stealth **Wheelset** MAVIC Crossmax 29" CL **Tires** SCHWALBE Racing Ray / Racing Ralph Evo Super Race TLE 57-622

HARDTAIL / MOUNTAIN





BUSHMASTER RS

carbon matt, black
504-17041



CARBON  100 mm

Frame carbon fibre, monocoque, tapered headtube, internal cable routing, telescope seatpost ready **Framesize** S/M/L/XL **Fork** RockShox Reba RL-R 100 mm **Gearshift** SHIMANO Deore XT RD-M8100 shadow+ **Gear** derailleur gear | 12-speed **Shifter** SHIMANO Deore XT SL-M8100, rapidfire+, I-spec-EV **Crankset** SHIMANO Deore XT FC-M8100 32T **Cassette** SHIMANO Deore 12-speed, 10-51T **Brakes** SHIMANO SLX hydraulic disc brake 180 mm Center Lock | 180 mm Center Lock **Handlebar** BULLS Sport-SL double butted riserbar **Stem** MTB-SL, 3D forged, CCS Slot Mount ready **Seatpost** BULLS lite aluminium **Saddle** SELLE ROYAL Sirio S1 **Rims** XC-21 Evo, tubeless ready **Tires** SCHWALBE Racing Ray / Racing Ralph Super Race, TLE 57-622



BUSHMASTER S

pro blue matt, carbon matt
504-16541



CARBON



100 mm

Frame carbon fibre, monocoque, tapered headtube, internal cable routing, telescope seatpost ready **Framesize** S/M/L/XL **Fork** RockShox Judy Gold RL-R 100 mm **Gearshift** SHIMANO Deore XT RD-M8100 shadow+ **Gear** derailleur gear | 12-speed **Shifter** SHIMANO Deore SL-M6100, rapidfire+ **Crankset** SHIMANO Deore FC-M5100 32T **Cassette** SHIMANO Deore 12-speed, 10-51T **Brakes** SHIMANO BR-MT200 hydraulic disc brake 180 mm Center Lock | 180 mm Center Lock **Handlebar** BULLS Sport-SL double butted riserbar **Stem** MTB-SL, 3D forged, CCS Slot Mount ready **Seatpost** BULLS aluminium **Saddle** BULLS Sportive Ergo **Rims** XC-21 Evo, tubeless ready **Tires** SCHWALBE Racing Ralph Performance 57-622

COPPERHEAD 3S

indigo blau
504-15140



Model 2023 checked

Frame super light 6061 aluminium, tripel butted, smooth welding, internal cable routing **Framesize** S/M/L/XL/XXL **Fork** RockShox Judy Gold RL-R 100 mm **Gearshift** SHIMANO Deore XT RD-M8100 shadow+ **Gear** derailleur gear | 12-speed **Shifter** SHIMANO Deore SL-M6100, rapidfire+ **Crankset** SHIMANO FC-MT511 32T **Cassette** SHIMANO Deore 12-speed, 10-51T **Brakes** SHIMANO BR-MT200 hydraulic disc brake 180 mm Center Lock | 180 mm Center Lock **Handlebar** BULLS Sport-SL double butted riserbar **Stem** MTB-SL, 3D forged, CCS Slot Mount ready **Seatpost** BULLS aluminium **Saddle** BULLS Sportive Ergo **Rims** XC-21 Evo, tubeless ready **Tires** SCHWALBE Racing Ralph Performance 57-622 **Front light** MonkeyLink Recharge (lighting not included) **Rear light** MonkeyLink Recharge (lighting not included)

HARDTAIL / MOUNTAIN



COPPERHEAD 3

heavy meavy green
504-14144



pro blue matt
504-14040



Frame Super light 6061 aluminium, triple butted, smooth welding, internal cable routing **Framesize** S/M/L/XL/XXL **Fork** RockShox Judy Gold RL-R 100 mm **Gearshift** SHIMANO Deore RD-M5100 shadow+ **Gear** derailleur gear | 11-speed **Shifter** SHIMANO Deore SL-M5100 **Crankset** SHIMANO Deore FC-M5100 32T **Cassette** SHIMANO Deore 11s, 11-51T **Brakes** SHIMANO BR-MT200 hydraulic disc brake 180 mm Center Lock | 180 mm Center Lock **Handlebar** BULLS Sport-SL double butted riserbar **Stem** MTB-SL, 3D forged, CCS Slot Mount ready **Seatpost** BULLS aluminium **Saddle** BULLS Sportive Ergo **Rims** DDM-2 **Tires** SCHWALBE Racing Ralph Performance 57-622 **Front light** MonkeyLink Recharge (lighting not included) **Rear light** MonkeyLink Recharge (lighting not included)

COPPERHEAD 2

emerald green matt, light grey
27,5: 631-08041 | 29: 631-13641



HARDTAIL / MOUNTAIN



29: 504-13544
black matt*




100 mm

Frame 6061 aluminium, internal cable routing **Framesize** S/M/L/XL, *S/M/L/XL/XXL **Fork** SR SUNTOUR XCM RL 100 mm **Gearshift** SHIMANO Deore RD-M5120 shadow+ **Gear** derailleur gear | 20-speed **Shifter** SHIMANO Deore SL-M5100 / SL-M4100 **Crankset** SHIMANO Deore FC-M4100-2, 36/26T **Cassette** SHIMANO Deore 10-speed, 11-42T **Brakes** TEKTRO HD-M275 hydraulic disc brake 180 mm 6-bolt | 180 mm 6-bolt **Handlebar** STYX riserbar **Stem** MTB-S, CCS Slot Mount ready **Seatpost** STYX aluminium **Saddle** BULLS Sportive Ergo **Rims** DDM-2 **Tires** SCHWALBE Smart Sam K-Guard 57-622 **Front light** MonkeyLink Recharge (lighting not included) **Rear light** MonkeyLink Recharge (lighting not included)

COPPERHEAD 1

swap green matt
504-13140



Model 2023 checked



Frame 6061 aluminium, internal cable routing **Framesize** S/M/L/XL **Fork** SR SUNTOUR XCM HLO 100 mm **Gearshift** SHIMANO Deore RD-M5120 shadow+ **Gear** derailleur gear | 10-speed **Shifter** SHIMANO Deore SL-M4100 **Crankset** SHIMANO Deore FC-M5100 32T **Cassette** SHIMANO Deore 10s 11-46T **Brakes** TEKTRO HD-M275 hydraulic disc brake 180 mm 6-bolt | 180 mm 6-bolt **Handlebar** STYX riserbar **Stem** MTB-S, CCS Slot Mount ready **Seatpost** STYX aluminium **Saddle** BULLS Sportive Ergo **Rims** DDM-2 **Tires** SUPERO Edge Anti-Puncture 57-622 **Front light** MonkeyLink Recharge (lighting not included) **Rear light** MonkeyLink Recharge (lighting not included)

BUSHTAIL

swap green matt
631-12641

HARDTAIL / MOUNTAIN



Frame aluminium 6061, internal cable routing, tapered headtube **Framesize** S/M/L/XL **Fork** SR SUNTOUR XCM DS HLO, 100 mm
Gearshift SHIMANO Alivio RD-M3100 **Front derailleur** SHIMANO Altus FD-M2020 **Gear** 18-speed **Shifter** SHIMANO Altus SL-M2010
Crankset SHIMANO FC-MT101, 36/22T **Brakes** Tektro HD-M275 hydraulic disc, 180/180 mm **Handlebar** STYX riserbar **Stem** MTB-S, CCS Slot
Mount ready **Seatpost** STYX aluminium **Saddle** BULLS Sportive Ergo **Rims** STYX DDM-2 **Tires** Supero Edge, 57-622, 29 x 2,25 anti puncture
Pedals BULLS



SHARPTAIL 3

sapphire black matt

27.5: 504-07337 / 504-07041

29: 504-12341



Model 2023 checked

Frame 6061 aluminium **Framesize** 27,5: XS/S/M/L/XL, 29: S/M/L/XL/XXL **Fork** SR SUNTOUR XCM HLO 100 mm **Gearshift** SHIMANO Altus RD-M2000 **Gear** derailleur gear | 27-speed **Shifter** SHIMANO Altus SL-M2010 **Crankset** SHIMANO FC-MT101C 40/30/22T **Cassette** SHIMANO CS-HG200-9, 11-36T **Brakes** TEKTRO HD-M275 hydraulic disc brake 180 mm 6-bolt | 180 mm 6-bolt **Handlebar** STYX riserbar **Stem** MTB-S, CCS Slot Mount ready **Seatpost** STYX aluminium **Saddle** BULLS Sportive Ergo **Rims** DDM-2 **Tires** SUPERO Edge Anti-Puncture 57-622 **Front light** MonkeyLink Recharge (lighting not included) **Rear light** MonkeyLink Recharge (lighting not included)

SHARPTAIL 2

liquid cyan matt, shadow blue
504-06837 / 504-06541



Frame 6061 aluminium **Framesize** XS/S/M/L/XL **Fork** SR SUNTOUR XCM 100 mm **Gearshift** SHIMANO Altus RD-M310 **Gear** derailleur gear | 24-speed **Shifter** SHIMANO Altus SL-M315 rapidfire plus **Crankset** SHIMANO Tourney 42/34/24T **Cassette** SHIMANO CS-HG200-8, 12-32T **Brakes** TEKTRO HD-M275 hydraulic disc brake 160 mm 6-bolt | 160 mm 6-bolt **Handlebar** STYX riserbar **Stem** MTB-S, CCS Slot Mount ready **Seatpost** STYX aluminium **Saddle** BULLS Sportive Ergo **Rims** DDM-2 **Tires** SUPERO Edge Anti-Puncture 57-622 **Front light** MonkeyLink Recharge (lighting not included) **Rear light** MonkeyLink Recharge (lighting not included)



AMINGA 3

summit lake blue matt
524202159937

WOMEN / MOUNTAIN

27,5



 100 mm

Frame super lite 6061 aluminium, tripple butted, smooth welding, internal cable routing **Framesize** XS/S/M/L **Fork** RockShox Judy Gold RL 100 mm **Gearshift** SHIMANO Cues RD-U6000 **Gear** derailleur gear | 11-speed **Shifter** SHIMANO SL-U6000 **Crankset** SHIMANO Cues FC-U6000 32T **Cassette** SHIMANO CS-LG400 11-50T **Brakes** SHIMANO BR-MT200 hydraulic disc brake SHIMANO SM-RT10 180 mm CL | SHIMANO SM-RT10 180 mm CL **Handlebar** BULLS Sport-S riserbar **Stem** BULLS MTB-SL, 3D forged, CCS Slot Mount ready **Seatpost** BULLS aluminium 31,6 mm **Saddle** BULLS Sportive Ergo **Rims** BULLS DDM-22 **Tires** SCHWALBE Smart Sam K-Guard 57-622 **Front light** MonkeyLink Recharge (lighting not included) **Rear light** MonkeyLink Recharge (lighting not included)



AMINGA 1

metallic off white
524201919937

27,5



 100 mm



Model 2023 checked

Frame 6061 aluminium, internal cable routing **Framesize** XS/S/M/L **Fork** SR SUNTOUR XCM HLO 100 mm **Gearshift** SHIMANO Cues RD-U6000 **Gear** derailleur gear | 10-speed **Shifter** SHIMANO SL-U6000 **Crankset** SHIMANO Cues FC-U6000 32T **Cassette** SHIMANO LG400-10 11-48T **Brakes** TEKTRO HD-M275 hydraulic disc brake TEKTRO 180 mm 6-bolt | TEKTRO 180 mm 6-bolt **Handlebar** STYXBULLS riserbar **Stem** BULLS MTB-S CCS Slot Mount ready **Seatpost** STYX aluminium **Saddle** BULLS Sportive Ergo **Rims** BULLS DDM-22 **Tires** SUPERO Edge AntiPuncture 57-584 **Front light** MonkeyLink Recharge (lighting not included) **Rear light** MonkeyLink Recharge (lighting not included)



WOMEN / MOUNTAIN

ZARENA 2

light grey
524201809937



504-20137
dark petrol matt



Frame 6061 aluminium **Framesize** XS/S/M/L **Fork** SR SUNTOUR XCM HLO 100 mm **Gearshift** SHIMANO Cues RD-U3020 **Gear** derailleur gear | 18-speed **Shifter** SHIMANO SL-U4000 **Crankset** SHIMANO Cues FC-U4000-2 40-26T **Cassette** SHIMANO CS-LG300-9 11-36T **Brakes** TEKTRON HD-M276 hydraulic disc brake TEKTRON 180 mm 6-bolt | TEKTRON 160 mm 6-bolt **Handlebar** BULLS riserbar **Stem** BULLS MTB-S CCS Slot Mount ready **Seatpost** STYX aluminium **Saddle** BULLS Sportive Ergo **Rims** BULLS DDM-22 **Tires** SUPERO Edge AntiPuncture 57-584 57-584 **Front light** MonkeyLink Recharge (lighting not included) **Rear light** MonkeyLink Recharge (lighting not included)

SHARPTAIL STREET 3

dark mustard matt
524203039937 / 524203029941



light grey
504-35837 /
504-35541



Frame 6061 aluminium **Framesize** XS/S/M/L **Fork** SR SUNTOUR NVX-30 100 mm **Gearshift** SHIMANO Altus RD-M310 **Gear** derailleur gear | 24-speed **Shifter** SHIMANO Altus SL-M315 Rapidfire Plus **Crankset** STYX crankset 42/34/24T **Cassette** SHIMANO CS-HG200, 12-32T **Brakes** TEKTRO HD-M275, hydraulic disc brake, TEKTRO 160 mm 6-bolt | TEKTRO 160 mm 6-bolt **Handlebar** BULLS riserbar **Stem** STYX Ahead stem **Seatpost** STYX aluminium **Saddle** BULLS sportive Comfort **Rims** BULLS DDM-22 **Tires** SUPERO Ranger Anti-Puncture 57-584, 27,5 x 2,25

MTB STREET / MOUNTAIN



ZARENA STREET 2

dark petrol matt
524202969937



Frame 6061 aluminium **Framesize** XS/S/M/L **Fork** SR SUNTOUR NVX-30 100 mm **Gearshift** SHIMANO Altus RD-M310 **Gear** derailleur gear | 24-speed **Shifter** SHIMANO Altus SL-M315 Rapidfire Plus **Crankset** STYX crankset 42/34/24T **Cassette** SHIMANO CS-HG200, 12-32T **Brakes** TEKTRO HD-M276 hydraulic disc brake TEKTRO 160 mm 6-bolt | TEKTRO 160 mm 6-bolt **Handlebar** STYX riserbar **Stem** STYX A-Head **Seatpost** STYX aluminium **Saddle** BULLS sportive Comfort **Hubs** SHIMANO dynamo 6-bolt and quick release **Rims** BULLS DDM-22 **Tires** SUPERO Ranger Anti-Puncture 57-584 **Front light** FUXON FS-30, 30 Lux LED with switch **Rear light** RL-Mini Clip

COPPERHEAD STREET

MTB STREET / MOUNTAIN

indigo blue
524203109940




Frame 6061 aluminium, internal cable routing **Framesize** S/M/L/XL/XXL **Fork** SR SUNTOUR XCR 32-ATB Air LOR 100 mm **Gearshift** SHIMANO RD-U3000 **Gear** derailleur gear | 18-speed **Shifter** SHIMANO SL-U4000 **Crankset** SHIMANO Cues FC-U4000-2 40-26T **Cassette** SHIMANO CS-LG300-9 11-36T **Brakes** TEKTRO HD-M275 hydraulic disc brake TEKTRO 180 mm 6-bolt | TEKTRO 180 mm 6-bolt **Handlebar** BULLS riserbar **Stem** STYX A-Head **Seatpost** STYX aluminium **Saddle** BULLS Sportive Ergo **Hubs** SHIMANO dynamo 6-bolt and quick release **Rims** BULLS DDM-22 **Tires** SUPERO Ranger Anti-Puncture 57-622 **Front light** FUXON FS-30, 30 Lux LED with switch **Rear light** FUXON R-60, LED **Carrier** MonkeyLoad systemcarrier

DIRT JUMP

PUMPTRACK





Weitere Informationen zu
unseren Bikes findest Du hier.
Here you will find further
informations on our Bikes.



DURO DJ PRO

DIRT JUMP / PUMPTRACK

Bereit für die volle Dirt-Action

Mit dem **DURO DJ PRO** rockst du Pumptrack, Skate- oder Dirtpark.

Tailwhip, 360 oder krasse Jumps – vom Anfänger bis um Pro macht das BULLS Dirtbike einfach allen Spaß.

Basis dafür ist der robuste Aluminiumrahmen mit 100 mm Federgabel und Singlespeed-Antrieb. Damit bist du jederzeit bereit für die volle Dirt-Action!

Ready for full dirt action

With the **DURO DJ PRO** you can rock the pump track, skate park or dirt park. Tailwhips, 360s or extreme jumps – the BULLS dirt bike is fun for everyone, from beginners to pros.

The basis for this is the robust aluminium frame with 100 mm suspension fork and single-speed drive, so you are always ready for full dirt action!

DURO DJ PRO

nano grey matt
504-02532

DIRT JUMP / PUMPTRACK



100mm

Frame 6061 aluminium **Framesize** M **Fork** SR SUNTOUR XCM HLO 100 mm **Gear** without gears **Crankset** PROWHEEL 32T Pro **Brakes** TEKTRO HD-M276 hydraulic disc brake 180 mm 6-bolt **Handlebar** BULLS Sport-SL double butted riserbar **Stem** Dirt Bike **Seatpost** BULLS Pivotal **Saddle** BULLS Dirt Jump Pivotal **Rims** RYDE Disc Bull **Tires** SCHWALBE Billy Bonkers K-Guard 57-559

DURO DJ

light grey
504-02032



100 mm

Frame 6061 aluminium, internal cable routing **Framesize** M/L **Fork** SR SUNTOUR XCM HLO 100 mm **Gearshift** SHIMANO Altus RD-M2000 **Gear** derailleur gear | 9-speed **Shifter** SHIMANO Altus SL-M2010 **Crankset** PROWHEEL 32T **Cassette** SHIMANO CS-HG200-9, 11-36T **Brakes** TEKTRO HD-M276 hydraulic disc brake 180 mm 6-bolt | 180 mm 6-bolt **Handlebar** STYX riserbar **Stem** MTB-S, CCS Slot Mount ready **Seatpost** Alloy **Saddle** BULLS Dirt Jump **Rims** DDM-2 **Tires** SCHWALBE Billy Bonkers K-Guard 57-559



JUNIOR





Sportlich im Gelände und lässig in der City – mit den BULLS Junior MTBs verfügen jungen Fahrerinnen und Fahrer über maximale Flexibilität und Freiheit. Vom coolen Alltags-Bike bis zum leistungsstarken Sportgerät – unsere Tokees halten die volle Ladung Fahrspaß bereit.

Ausgestattet mit einem extraleichten Carbonrahmen bieten die Ultra Lite Modelle dabei einfachstes Handling und jede Menge sportliche Performance.

Dazu sorgen Sharptail, Zarena und Tokee Street mit kompletter Straßenausstattung für Fahrspaß und Sicherheit im Alltag.

Sporty off-road and casual in the city – with the BULLS Junior MTBs, young riders have maximum flexibility and freedom.

From cool everyday bikes to high-performance sports equipment – our Tokees are ready for a full load of riding fun.

Equipped with an extra-light carbon frame, the Ultra Lite models offer easy handling and plenty of sporty performance.

In addition, the Sharptail, Zarena and Tokee Street with full road equipment ensure riding fun and safety in everyday life.



Weitere Informationen zu unseren Bikes findest Du hier.
Here you will find further informations on our Bikes.



TOKEE ULTRA LITE

JUNIOR

Carbon-Power für junge Mountainbiker

Mit einem Gewicht von nur 10,6 kg macht das **TOKEE ULTRA LITE 26** sportliches Fahren ganz leicht.

Kombiniert mit einer Ausstattung, die sich hinter der eines hochwertigen Mountainbikes für Erwachsene nicht verstecken muss, steht alles bereit für Gelände-Action, Offroad-Touren und maximalen Fahrspaß.

Dafür sorgen die RockShox Judy Federgabel mit Remote-Lockout, die SHIMANO Deore 11-Gang-Schaltung, die hydraulischen Scheibenbremsen und die hochwertigen SCHWALBE Reifen.

Carbon power for young mountain bikers

With a weight of just 10.6 kg, the **TOKEE ULTRA LITE 26** makes sporty riding very easy.

Combined with equipment that doesn't need to hide behind that of a high-quality mountain bike for adults, everything is ready for off-road action, off-road tours and maximum riding fun.

This is ensured by the RockShox Judy suspension fork with remote lockout, the SHIMANO Deore 11-speed gears, the hydraulic disc brakes and the high-quality SCHWALBE tyres.

TOKEE ULTRA LITE

JUNIOR

light grey, carbon, emerald green
504-75032



CAR
BON



80 mm




ca.
10,8 kg

Frame carbon fibre monocoque, internal cable routing **Rider height** 135–165 cm **Fork** RockShox Judy Gold RL 80 mm **Gearshift** SHIMANO Deore RD-M5100 shadow+ **Gear** derailleur gear | 11-speed **Shifter** SHIMANO Deore SL-M5100 **Crankset** Super lite kids 32T **Cassette** SHIMANO Deore 11s, 11-51T **Brakes** TEKTRO HD-M276 short reach hydraulic disc brake 160 mm 6-bolt | 160 mm 6-bolt **Handlebar** BULLS Sport-SL double butted riserbar **Stem** MTB-SL, 3D forged, CCS Slot Mount ready **Seatpost** BULLS lite aluminium **Saddle** SELLE ROYAL Kids **Rims** XC-21 Evo, tubeless ready **Tires** SCHWALBE Rocket Ron Performance folding 54-559 **Front light** MonkeyLink Recharge (lighting not included) **Rear light** MonkeyLink Recharge (lighting not included)

TOKEE ULTRA LITE

light grey, carbon, emerald green
504-74431



CARBON  80 mm  ca. 10,6 kg

Model 2023 checked

Frame carbon fibre monocoque, internal cable routing **Rider height** 120–145 cm **Fork** SR SUNTOUR XCR Air LO 80 mm **Gearshift** SHIMANO Deore RD-M5120 shadow+ **Gear** derailleur gear | 10-speed **Shifter** SHIMANO Deore SL-M4100 **Crankset** Super lite kids 32T **Cassette** SHIMANO Deore 10s 11-46T **Brakes** TEKTRO HD-M282 short reach hydraulic disc brake 160 mm 6-bolt | 160 mm 6-bolt **Handlebar** BULLS Sport-SL double butted riserbar **Stem** MTB-SL, 3D forged, CCS Slot Mount ready **Seatpost** BULLS lite aluminium **Saddle** SELLE ROYAL Kids **Rims** XC-21 Evo, tubeless ready **Tires** SCHWALBE Rocket Ron Evo Super Race TLE 54-507 **Front light** MonkeyLink Recharge (lighting not included) **Rear light** MonkeyLink Recharge (lighting not included)

TOKEE ULTRA LITE

JUNIOR

light grey, carbon, emerald green
504-73825



CAR
BON



ca.
8,4 kg

Frame carbon fibre monocoque, internal cable routing **Rider height** 110–130 cm **Fork** carbon **Gearshift** SHIMANO Altus RD-M2000 **Gear** derailleur gear | 9-speed **Shifter** SHIMANO Altus SL-M2010 **Crankset** Super lite kids 29T **Cassette** SHIMANO CS-HG201-9, 11-36T **Brakes** TEKTRO HD M-282 hydraulic disc brake 160 mm 6-bolt | 160 mm 6-bolt **Handlebar** BULLS Sport-SL double butted riserbar **Stem** MTB-SL, 3D forged, CCS Slot Mount ready **Seatpost** BULLS lite aluminium **Saddle** SELLE ROYAL Kids **Rims** XC-21 Evo, tubeless ready **Tires** SCHWALBE Rocket Ron Evo Super Race TLE 57-406 **Front light** MonkeyLink Recharge (lighting not included) **Rear light** MonkeyLink Recharge (lighting not included)



TOKEE LITE

SID blue
524500669931



Frame super lite 6061 aluminium **Rider height** 120–145 cm **Fork** aluminium, rigid fork **Gearshift** SHIMANO RD-TX800 **Gear** derailleur gear | 8-speed **Shifter** SHIMANO SL-RV400 Revoshift **Crankset** Super lite Kids Crankset 32T **Cassette** SHIMANO CS-HG31-8, 11-34T **Brakes** TEKTRO V Brake V-Brake **Handlebar** STYX riserbar **Stem** BULLS MTB-S CCS Slot Mount ready **Seatpost** Alloy **Saddle** SELLE ROYAL Kids **Rims** BULLS BM-I Kids lite rim **Tires** STYX Lite Pacer 40-507 **Pedal** Kids Platformpedal **Front light** MonkeyLink Recharge (lighting not included) **Rear light** MonkeyLink Recharge (lighting not included)



JUNIOR

TOKEE LITE

SID blue
524500609925



Frame super lite 6061 aluminium **Rider height** 110–130 cm **Fork** aluminium, rigid fork **Gearshift** SHIMANO RD-TX800 **Gear** derailleur gear | 8-speed **Shifter** SHIMANO SL-RV400 Revoshift **Crankset** Super lite Kids Crankset 30T **Cassette** SHIMANO CS-HG31-8, 11-34T **Brakes** TEKTRO V Brake V-Brake **Handlebar** STYX riserbar **Stem** BULLS MTB-S CCS Slot Mount ready **Seatpost** Alloy **Saddle** SELLE ROYAL Kids **Rims** BULLS BM-I Kids lite rim **Tires** STYX Lite Pacer 40–406 **Front light** MonkeyLink Recharge (lighting not included) **Rear light** MonkeyLink Recharge (lighting not included)



TOKEE LITE

JUNIOR

long beach blue matt
504-70421



Frame super lite 6061 aluminium **Rider height** 90–120 cm **Fork** aluminium, rigid fork **Gear** without gears **Crankset** Super lite Kids Crankset 25T **Cassette** 15T Cog **Brakes** TEKRO V Brake **Handlebar** Kids riserbar **Stem** Lite kids Ahead **Seatpost** Alloy **Saddle** SELLE ROYAL Kids **Rims** BULLS BM-I Kids lite rim **Tires** STYX Lite Pacer 40-305,

TOKEE DISC

light emerald
524501159930



pro blue matt
504-77430



80 mm

Frame 6061 aluminium **Rider height** 120–145 cm **Fork** SR SUNTOUR XCT-JR 24 DS 80 mm **Gearshift** SHIMANO Tourney RD-TY300 **Gear** derailleur gear | 7-speed **Shifter** SHIMANO SL-RV400 Revoshift **Crankset** Super lite Kids Crankset 32T **Cassette** SHIMANO TZ500-7 14-34T **Brakes** TEKTRO MD-M280 mechanic disc brake TEKTRO 160 mm 6-bolt | TEKTRO 160 mm 6-bolt **Handlebar** MTB riserbar **Stem** Ahead stem **Seatpost** 27,2 mm aluminium **Saddle** SELLE ROYAL Kids **Rims** BULLS DDM-22 **Tires** VEE TIRE CO. Crown 57-507

TOKEE DISC

JUNIOR

pro blue matt
504-76825



63 mm

Frame 6061 aluminium **Rider height** 110–130 cm **Fork** SR SUNTOUR XCT-JR 63 mm **Gearshift** SHIMANO Tourney RD-TY300 **Gear** derailleur gear | 7-speed **Shifter** SHIMANO SL-RS36 Revoshift **Crankset** Lite kids 29T **Cassette** SHIMANO MF-TZ500-7 14-34T **Brakes** TEKTRO MD-M280 mechanic disc brake 160 mm 6-bolt | 160 mm 6-bolt **Handlebar** MTB riserbar **Stem** Ahead stem **Seatpost** Alloy **Saddle** SELLE ROYAL Kids **Rims** DDM-2 **Tires** VEE TIRE Crown Gem 20 x 2.25




TOKEE

black matt
524501039932



SID blue
504-76232



fuchsia purple
matt
504-76532



50 mm

Frame 6061 aluminium **Rider height** 120–145 cm **Fork** SR SUNTOUR M3010-P 50 mm **Gearshift** SHIMANO Tourney RD-TY300 **Gear** derailleur gear | 7-speed **Shifter** SHIMANO SL-RV400 Revoshift **Crankset** Super lite Kids Crankset 32T **Cassette** SHIMANO TZ500-7 14-34T **Brakes** TEKRO V Brake **Handlebar** STYX riserbar **Stem** Ahead stem **Seatpost** 27,2 mm aluminium **Saddle** SELLE ROYAL Kids **Rims** BULLS Strong **Tires** STYX Ace of Pace 50-507




JUNIOR

TOKEE

black matt
524500979928



SID blue
504-75628



fuchsia purple
matt
504-75928




40 mm

Frame 6061 aluminium **Rider height** 110–130 cm **Fork** SR SUNTOUR M3010-P 40 mm **Gearshift** SHIMANO Tourney RD-TY300 **Gear** derailleur gear | 7-speed **Shifter** SHIMANO SL-RV400 Revoshift **Crankset** Super lite Kids Crankset 29T **Cassette** SHIMANO TZ500-7 14-34T **Brakes** TEKTRO V Brake **Handlebar** STYX riserbar **Stem** Ahead stem **Seatpost** 27,2 mm aluminium **Saddle** SELLE ROYAL Kids **Rims** BULLS Strong **Tires** STYX Ace of Pace 50-406

TOKEE STREET 20

SID blue
504-78628



fuchsia purple
matt
504-79328



40mm

Frame 6061 aluminium **Rider height** 120–145 cm **Fork** SR SUNTOUR M-3010 40 mm **Gearshift** SHIMANO Tourney RD-TY300, **Gear** derailleur gear | 7-speed, **Shifter** SHIMANO SL-RS36 Revoshift, **Crankset** 3 Lite kids 29T **Cassette** SHIMANO MF-TZ500-7 14-34T, **Brakes** TEKTRO V-Brake **Handlebar** MTB riserbar **Stem** Ahead stem **Seatpost** Alloy **Saddle** SELLE ROYAL Kids **Rims** Alloy **Tires** STYX Ace of Pace 50-406 **Front light** FUXON FS-30, 30 Lux LED with switch **Rear light** FUXON RZ-60 Clip

TOKEE STREET 24

JUNIOR

pro blue matt
504-84032



dark purple
matt
504-84632



light grey
633-21132



50mm

Frame 6061 aluminium **Framesize** 110–130 cm **Fork** SR SUNTOUR M-3010 50 mm **Gearshift** SHIMANO Nexus inter 3, **Gear** derailleur gear | 3-speed **Shifter** SHIMANO Nexus SL-3S41E Revoshift **Crankset** PROWHEEL 38T **Cassette** 16T **Brakes** TEKTRO V-Brake **Handlebar** MTB riserbar, W: 620 mm, RAISE: 20 mm, 9-DEG BEND, BORE: 25,4 mm **Stem** Ahead stem **Seatpost** Alloy **Saddle** SELLE ROYAL Kids **Rims** Alloy **Tires** STYX Ace of Pace 50-507 **Front light** FUXON FS-30, 30 Lux LED with switch **Rear light** FUXON R-60 Clip, LED

ROAD



Speed, Schweiß und Wattzahlen – der sportliche Kampf gegen sich selbst und andere macht den Reiz des Rennradfahrens aus.

Mit ihrer Endurance-Geometrie verbinden die Harrier Modelle das Geschwindigkeitserlebnis auf der Straße mit einer Sitzposition, die es ermöglicht, auch lange Tagesetappen sportlich zu meistern.

Dabei bieten die BULLS Racer einen sauber verarbeiteten Aluminiumrahmen mit innen verlegten Zügen und Carbondabel kombiniert mit einer hochwertigen Ausstattung – und alles zu einem super Preis.

Speed, sweat and wattage – the sporting battle against yourself and others is what makes road cycling so appealing.

With their endurance geometry, the Harrier models combine the experience of speed on the road with a riding position that makes it possible to master even long daily stages in a sporty manner.

The BULLS racers offer a cleanly finished aluminium frame with internally routed cables and carbon fork combined with high-quality equipment – and all at a great price.



Weitere Informationen zu unseren Bikes findest Du hier.
Here you will find further informations on our Bikes.

ALPINE HAWK TEAM Di2

black, UD carbon
505-04847



CAR
BON

Model 2023 checked

Frame carbon fibre monocoque, internal cable routing, thru axle, ISCG 05 **Framesize** XS/S/M/L/XL/XXL **Fork** Alpine Hawk Team carbon, internal cable routing, 12 mm thru axle **Gearshift** SHIMANO Dura Ace Di2 **Gear** derailleur gear | 24-speed **Shifter** SHIMANO Dura Ace Di2 ST-R9270 **Crankset** SHIMANO Dura Ace FC-R9200 50/34T **Cassette** SHIMANO Ultegra 12-speed, 11-34T **Brakes** SHIMANO Dura Ace hydraulic disc 160 mm / Center Lock | 140 mm / Center Lock **Handlebar** Vision Metron 5D **Stem** VISON Metron **Seatpost** FSA SL-K **Saddle** ERGON SR10 **Wheelset** MAVIC Cosmic SL-45 CL carbon, tubeless ready **Tires** SCHWALBE Pro One TLE 28-622/30-622

ALPINE HAWK 3 Di2

UD carbon, pro blue
505-04247

ROAD



CAR
BON

Frame carbon fibre monocoque, internal cable routing, thru axle, ISCG 05 **Framesize** XS/S/M/L/XL/XXL **Fork** Alpine Hawk Team carbon, internal cable routing, 12mm thru axle **Gearshift** SHIMANO Ultegra Di2 **Gear** derailleur gear | 24-speed **Shifter** SHIMANO Ultegra Di2 ST-R8170 **Crankset** SHIMANO Ultegra FC-R8100 50/34T **Cassette** SHIMANO Ultegra 12-speed, 11-34T **Brakes** SHIMANO Ultegra hydraulic disc 160 mm / Center Lock | 140 mm / Center Lock **Handlebar** FSA ENERGY COMPACT **Stem** FSA ACR **Seatpost** FSA SL-K **Saddle** ERGON SR10 **Wheelset** MAVIC Cosmic SL-45 CL carbon, tubeless ready **Tires** SCHWALBE Pro One TLE 28-622/30-622

ALPINE HAWK 1

UD carbon, light grey
505-03147



CAR
BON

Frame carbon fibre monocoque, internal cable routing, thru axle **Framesize** XS/S/M/L/XL **Fork** Alpine Hawk Team Carbon, internal cable routing, 12 mm thru axle **Gearshift** SHIMANO 105 **Gear** derailleur gear | 22-speed **Shifter** SHIMANO 105 ST-R7000 **Crankset** SHIMANO 105 FC-R7000 50/34T **Cassette** SHIMANO 105 11-speed, 11-32T **Brakes** SHIMANO 105 hydraulic disc brake 160 mm Center Lock | 160 mm Center Lock **Handlebar** Road SL double butted **Stem** RRi, 3D forged, CCS Slot Mount ready **Seatpost** FSA SL-K **Saddle** BULLS Road **Wheelset** SHIMANO WH-RS171-CL **Tires** SCHWALBE Pro One 28-622/30-622

HARRIER DISC 2

ROAD

black matt
505-01847



Frame 6061 aluminium, double butted, smooth welding, internal cable routing, thru axle **Framesize** XS/S/M/L/XL/XXL **Fork** Alpine Hawk Carbon, 12 mm thru axle **Gearshift** SHIMANO Tiagra **Gear** derailleur gear | 20-speed **Shifter** SHIMANO Tiagra ST-4700 **Crankset** SHIMANO Tiagra FC-4700 50/34T **Cassette** SHIMANO CS-HG500-10, 10-SPD, 11-34T **Brakes** SHIMANO BR-RS305 mechanic disc brake 160 mm / Center Lock | 160 mm / Center Lock **Handlebar** Road SL double butted **Stem** BULLS Ahead stem **Seatpost** BULLS aluminium **Saddle** BULLS Road **Wheelset** SHIMANO WH-RS171-CL **Tires** SCHWALBE One Performance RG, Folding 28-622/30-622

GRAVEL





Geschwindigkeit im Stadtverkehr oder Training in der Natur – die Gravelbikes der Grinder Serie sind vielseitig und machen doch keine Kompromisse.

Ideal für den Alltag und genial für die Freizeit bieten die verschiedenen Modelle beste Voraussetzungen für die tägliche Portion Glückshormone im Sattel.

Vom komplett ausgestatteten Daily Grinder mit Lichtanlage und Packtaschen-Gepäckträger bis zu den leistungsstarken Grinder Gravelbikes stehen verschiedene Ausstattungsvarianten zur Wahl.

Ein Highlight im neuen Modelljahr ist das Trail Grinder mit Federgabel für maximale Offroad-Performance.

Speed in city traffic or training in the countryside – the gravel bikes in the Grinder series are versatile and yet make no compromises.

Ideal for everyday use and great for leisure, the various models offer the best conditions for a daily dose of happy hormones in the saddle.

From the fully equipped Daily Grinder with lighting system and pannier rack to the high-performance Grinder gravel bikes, there are various equipment variants to choose from.

A highlight of the new model year is the Trail Grinder with suspension fork for maximum off-road performance.



Weitere Informationen zu unseren Bikes findest Du hier.
Here you will find further informations on our Bikes.

MACHETE AXS

brown matt, carbon
633-53545



CAR
BON

Frame carbon fibre, monocoque, tapered steerer, tailored chainstay, internal cable routing, thru axle, multiple water bottle mounts **Framesize** S/M/L/XL
Fork Machete carbon fork with tripple water bottle mount and internal cable routing **Gearshift** SRAM Force XPLR AXS **Gear** derailleur gear |
12-speed **Shifter** SRAM Force Etap AXS **Crankset** SRAM Force 38T **Brakes** SRAM Force hydraulic disc 160/160 mm **Handlebar** BULLS Gravel double
buted **Stem** BULLS Gravelstem, CCS Slot Mount ready **Seatpost** BULLS Duroflex carbon **Saddle** BULLS Gravel **Rims** DT SWISS GRC1400 TLR
Tires Schwalbe G-One R Evo, Super Race TLE 45-622

TRAIL MACHETE

dark mustard matt, carbon
633-52945



GRAVEL



rainbow blue
505-13845



CAR
BON

Frame carbon fibre, monocoque, tapered steerer, tailored chainstay, internal cable routing, thru axle, multiple water bottle mounts **Framesize** S/M/L/XL
Fork Machete carbon fork with tripple water bottle mount and internal cable routing **Gearshift** SRAM GX Eagle AXS **Gear** derailleur gear |
12-speed **Shifter** SRAM Rival ETAP AXS **Crankset** SRAM Rival 38T **Cassette** SRAM Eagle 10-52T **Brakes** SRAM Rival hydraulic disc 160/160 mm
Handlebar BULLS Gravelbar double butted **Stem** BULLS Gravelstem, CCS Slot Mount ready **Seatpost** RockShox Reverb AXS 100 mm travel
Saddle BULLS Gravel **Rims** DT SWISS G1800 TLR **Tires** Schwalbe G-One Ultrabite Performance RaceGuard TLE 50-622

MACHETE

Rally Green
524504699945



light emerald
matt,
UD carbon
505-13345



CAR
BON

Model 2023 checked

Frame 6061 aluminium, carbon fibre monocoque, internal cable routing, thru axle, bikepacking ready **Framesize** S/M/L/XL **Fork** Machete carbon **Gearshift** SRAM Apex XPLR ETAP AXS **Gear** derailleur gear | 12-speed **Shifter** SRAM Apex **Crankset** SRAM Apex 38T **Cassette** SRAM PG-1231 12-speed XPLR 11-44 **Brakes** SRAM Apex hydraulic disc brake SRAM RT Paceline 160 mm CL | SRAM RT Paceline 160 mm CL **Handlebar** BULLS Gravel SL **Stem** RRI / GRi, 3D forged, CCS Slot Mount ready **Seatpost** BULLS aluminium 31,6 mm **Saddle** BULLS Gravel **Rims** BULLS XC-21 Evo tubeless ready **Tires** SCHWALBE G-One R Evo, Super Race, V-Guard, TLE 45-622

GRINDER 3

metallic aventurine
524504459945



GRAVEL



pro blue matt
505-09745



Frame 6061 aluminium, smooth welding, internal cable routing, bikepacking ready **Framesize** S/M/L/XL **Fork** Grinder aluminium **Gearshift** SHIMANO GRX RD-RX400 **Gear** derailleur gear | 20-speed **Shifter** SHIMANO GRX ST-RX400 **Crankset** SHIMANO GRX FC-RX 600 46/30T **Cassette** SHIMANO CS-HG50 11-36T **Brakes** SHIMANO BR RX400 hydraulic disc brake SHIMANO SM-RT30 160 mm CL | SHIMANO SM-RT30 160 mm CL **Handlebar** BULLS Gravel S **Stem** BULLS MTB-S CCS Slot Mount ready **Seatpost** BULLS aluminium 27,2 mm **Saddle** BULLS Gravel **Rims** BULLS DDM-22 **Tires** SCHWALBE G-One Allround Performance RaceGuard TLE 40-622 **Front light** MonkeyLink Recharge (lighting not included) **Rear light** MonkeyLink Recharge (lighting not included)



ESPRESSO GRINDER

dark mustard
524504089945



Frame 6061 aluminium, internal cable routing, bikepacking ready **Framesize** Diamond S/M/L/XL **Fork** Grinder aluminium **Gearshift** SHIMANO Sora RD-R3000 **Gear** derailleur gear | 18-speed **Shifter** SHIMANO BL-R3000 **Crankset** SHIMANO Sora FC-R3000 50/34T **Cassette** SHIMANO CS-HG400 11-34T **Brakes** TEKTRO HD-R280 hydraulic disc brake TEKTRO TR160-35 CL | TEKTRO TR160-35 CL **Handlebar** BULLS Sport S flatbar **Stem** BULLS MTB-S CCS Slot Mount ready **Seatpost** BULLS aluminium 27,2 mm **Saddle** BULLS Gravel **Rims** BULLS DDM-22 **Tires** SCHWALBE G-One Allround Performance RaceGuard TLE 40-622 **Front light** MonkeyLink Recharge (lighting not included) **Rear light** MonkeyLink Recharge (lighting not included)



GRAVEL

DAILY GRINDER 2

matallic aventurine
524504569945



Frame 6061 aluminium, double butted, internal cable routing, bikepacking ready **Framesize** S/M/L/XL **Fork** Grinder aluminium **Gearshift** SHIMANO GRX RD-RX400 **Gear** derailleur gear | 20-speed **Shifter** SHIMANO GRX ST-RX400 **Crankset** PROWHEEL 46/30T **Cassette** SHIMANO CS-HG50 11-36T **Brakes** SHIMANO BR RX400 hydraulic disc brake SHIMANO SM-RT30 160 mm CL | SHIMANO SM-RT30 160 mm CL **Handlebar** BULLS Gravel SL **Stem** BULLS MTB-S CCS Slot Mount ready **Seatpost** BULLS aluminium 27,2 mm **Saddle** BULLS Gravel **Rims** BULLS XC-21 Evo tubeless ready **Tires** SCHWALBE G-One Allround Performance RaceGuard TLE 40-622 **Fenders** aluminium mudguard **Front light** FUXON FS-70, 70 Lux **Rear light** FUXON R-60, LED **Carrier** BULLS Urban/Gravel carrier

URBAN





Zwischen nachhaltiger Flexibilität, sportlichem Lifestyle und alltäglicher Mobilität finden die BULLS Urbanbikes ganz gelassen ihren Weg.

Im Gegensatz zum klassischen Citybike bieten sie dabei die optimale Kombination aus Speed, Stil und Komfort – und sind damit ideal für tägliche Strecken im Stadtverkehr und lässiges Cruisen im Urban Jungle.

Between sustainable flexibility, sporty lifestyle and everyday mobility, BULLS urban bikes calmly navigate the road.

In contrast to the classic city bike, they offer the best possible combination of speed, style and comfort – making them perfect for daily trips in city traffic and casual cruising in the urban jungle.



Weitere Informationen zu unseren Bikes findest Du hier.
Here you will find further information on our Bikes.



URBAN COPENHAGEN

URBAN

Stylisch und sportlich von A nach B

Mit seinem außergewöhnlichen Design und absoluten Top-Komponenten ist das Urban Copenhagen ein Highlight unter den BULLS Urban Bikes. Basis ist der formschöne Aluminiumrahmen in french grey matt. Dazu bietet die wartungsarme SHIMANO Alfine 11-Gang-Schaltung und der Gates Riemenantrieb ein modernes, leises und sorgenfreies Fahrerlebnis. Hydraulische Scheibenbremsen, die leistungsstarke Lichtanlage mit Tagfahrlicht und die SCHWALBE Marathon Reifen tragen ebenfalls ihren Teil bei – das Ergebnis ist purer Fahrspaß auf allen Strecken.

Stylish and sporty, from A to B

With an extraordinary design and absolute top components, the Urban Copenhagen is a highlight among the BULLS urban bikes. The foundation is the shapely aluminium frame in french grey matt. The low-maintenance SHIMANO Alfine 11-speed gears and the Gates belt drive also offer a modern, quiet and worry-free riding experience. Hydraulic disc brakes, the powerful light system with daytime running lights and the SCHWALBE Marathon tyres also have something to contribute – and the result is pure riding pleasure on all your tours.

URBAN COPENHAGEN

french grey matt
504-66245



URBAN



french grey matt
504-65445



Frame 6061 aluminium, double butted, smooth welding, internal cable routing **Framesize** Diamond S/M/L/XL, Trapeze S/M/L **Fork** Grinder aluminium
Gearshift SHIMANO Alfine 11 **Gear** hub gear | 11-speed **Shifter** SHIMANO Alfine 11 **Crankset** GATES® FC S150 46T **Cassette** GATES® CDC 24T
Brakes TEKTRO HD-R280 hydraulic disc 160 mm / Center Lock | 160 mm / Center Lock **Handlebar** Urban Comfort Unit **Seatpost** aluminium
Saddle BULLS Sportive Ergo **Hubs** SHIMANO Acera Hub dynamo DH-3D37QR Center Lock | SHIMANO Alfine 11 Center Lock **Rims** DDM-2
Tires SCHWALBE Marathon Efficiency 40-622 **Pedal** Urban pedal with griptape **Front light** FUXON FS-70 EB, 70 Lux LED with daylight sensor
Rear light FUXON R-60 Clip, LED

URBAN COLOGNE

graphite grey
504-61445



graphite grey
504-62245



black berry
matt, black
632-17744



black berry
matt, black
632-16948



Frame 6061 aluminium, double butted, smooth welding, internal cable routing **Framesize** Diamond S/M/L/XL, Trapeze S/M/L **Fork** Grinder aluminium **Gearshift** SHIMANO Deore RD-M5120 shadow+ **Gear** derailleur gear | 10-speed **Shifter** SHIMANO Deore SL-M4100 **Crankset** PROWHEEL 42T **Cassette** SHIMANO Deore 10-speed, 11-42T **Brakes** TEKRO HD-R280 hydraulic disc 160 mm / 6-bolt | 160 mm / 6-bolt **Handlebar** Urban Comfort Unit **Seatpost** aluminium **Saddle** BULLS Sportive Ergo **Hubs** SHIMANO Hub dynamo with 6-Bolt and quick release **Rims** DDM-2 **Tires** VEE TIRE City Cruz 42-622 **Pedal** Urban pedal with griptape **Front light** FUXON FS-50, 50 Lux LED with switch **Rear light** FUXON R-60 Clip, LED



CITY



W24

pro blue matt
504-67048



CITY



pro blue matt
504-67245



pro blue matt
504-67445



63 mm

Frame 6061 aluminium, internal cable routing **Framesize** Diamond M/L/XL/XXL, Wave S/M/L, Trapeze S/M/L/XL **Fork** SR SUNTOUR NEX HLO, 63 mm **Gearshift** SHIMANO Altus RD-M310 **Gear** derailleur gear / 24-speed **Shifter** SHIMANO Altus SL-M315 rapidfire plus **Crankset** SAMOX **Cassette** SHIMANO CS-HG200-8, 12-32T **Brakes** SHIMANO BR-MT200 hydraulic disc 180 mm / Center Lock | 160 mm / Center Lock **Handlebar** aluminium W: 640/620, 25°back, dia 31.8 mm A-Head, ajustable **Seatpost** aluminium **Saddle** BULLS Sportive **Rims** DDM-2 **Tires** KENDA 40-622 **Pedal** BULLS **Front light** FUXON FS-50, 50 Lux LED with switch **Rear light** FUXON R-121, LED with standlight

CROSS STREET



CROSS RIDER STREET

black
504-59048 / 524301049948



CROSS STREET



black
504-59144 /
524301059944



63 mm



Model 2023 checked

Frame 6061 aluminium, double butted, smooth welded, internal cable routing **Framesize** Diamond M/L/XL/XXL, Trapeze S/M/L **Fork** SR SUNTOUR NEX HLO 63 mm **Gearshift** SHIMANO Deore RD-M6100 **Gear** derailleur gear | 12-speed **Shifter** SHIMANO Deore SL-M6100, rapidfire+ **Crankset** PROWHEEL 42T **Cassette** SHIMANO Deore 12-speed, 10-51T **Brakes** SHIMANO BR-MT200 hydraulic disc 180 mm / Center Lock | 160 mm / Center Lock **Handlebar** BULLS riserbar **Stem** BULLS A-Head **Seatpost** BULLS aluminium **Saddle** BULLS sportive Comfort **Hubs** SHIMANO Acera Hub dynamo DH-3D37QR Center Lock SHIMANO FH-MT401QR Center Lock **Rims** DDM-2 **Tires** SCHWALBE G-One Bite Evo Super Ground 45-622 **Pedal** BULLS **Front light** FUXON FS-50, 50 Lux LED with switch and day light sensor **Rear light** FUXON R-60 Clip, LED **Carrier** BULLS Urban/Gravel

VUCA FIT PINION





Weitere Informationen zu
unseren E-Bikes findest Du hier.
Here you will find further
informations on our E-Bikes.



VUCA EVO AM 2

VUCA FIT PINION

Revolutionäre Technik für ein Maximum an Performance

Mit dem **VUCA EVO AM 2** setzt BULLS im neuen Modelljahr gleich mehrere Ausrufezeichen. Ausgestattet mit dem revolutionären Pinion Getriebemotor, der Antrieb und 12-Gang-Schaltung vereint, bietet das All-Mountain E-Bike gemeinsam mit dem Riemenantrieb maximale Performance bei minimalem Verschleiß.

Dazu glänzt das **VUCA EVO AM 2** mit einer komplett neu entwickelten Hinterbauschwinge. Die Basis des 4-Link-Swingarms wurde aus dem Motorradrennsport adaptiert und sorgt nicht nur für einen Ausgleich der entstehenden Antriebskräfte, sondern gleichzeitig für maximale Steifigkeit, ein besonders feines Ansprechverhalten und optimale Traktion in ruppigem Gelände. Gemeinsam mit dem 1,8 Zoll Gabelstandard im vorderen Rahmenbereich entstehen so maximale Kontrolle und Fahrstabilität.

Dazu macht das VUCA mit dem vollintegrierten FIT UltraCore Akku mit bis zu 960 Wattstunden, seinem Fox Float Factory Fahrwerk mit 150 mm Federweg, SHIMANO Deore XT Scheibenbremsanlage und LIMOTEC Dropper Post auch bei der sonstigen Ausstattung keine Kompromisse. Auch bei der Steuerung des Antriebs wurde mit dem ins Oberrohr integrierten FIT Master Node LED und der minimalistischen Lenker Remote ein weiteres Ausrufezeichen gesetzt.

Revolutionary technology for maximum performance

With the **VUCA EVO AM 2**, BULLS is setting several exclamation marks in the new model year. Equipped with the revolutionary Pinion geared motor, which combines drive and 12-speed gearing, the all-mountain e-bike offers maximum performance with minimum wear thanks to the belt drive.

The **VUCA EVO AM 2** also boasts a completely newly developed rear swing arm. The basis of the 4-link swingarm was adapted from motorbike racing and not only balances out the resulting drive forces, but also ensures maximum stiffness, particularly fine response and optimum traction in rough terrain. Together with the 1.8 inch fork standard in the front frame area, this results in maximum control and riding stability.

With the fully integrated FIT UltraCore battery with up to 960 watt hours, its Fox Float Factory suspension with 150 mm travel, SHIMANO Deore XT disc brake system and Limotec dropper post, the v makes no compromises when it comes to other equipment. The FIT Master Node LED integrated into the top tube and the minimalist handlebar remote also set another exclamation mark in terms of drive control.

VUCA EVO AM 2

dark chrome silver, carbon black matt
524909810941

960 Wh



WELTNEUHEIT!
WORLD NOVELTY!

VUCA FIT PINION



german-design-award.com



Model 2024 checked



150 mm



150 mm

BELT DRIVE



Drive Unit FIT Pinion E-Drive 12 **Charger** 3 A FIT charger **Display** FIT Master Node LED **Frame** carbon fibre monocoque front triangle, 1.8 Steerer ready, internal cable routing, thru axle **Framesize** S/M/L/XL **Fork** FOX 38 Float Factory 150 mm **Shock** FOX Float X Factory 2-pos Trunnion Mount 150 mm **Gear** Motor-Gearbox-Unit | 12-speed **Shifter** E-Trigger **Brakes** SHIMANO XT BR-M8120 hydraulic disc brake SHIMANO SM-RT64 220 mm CL | SHIMANO RT-EM600 203 mm CL **Handlebar** BULLS Enduro carbon **Stem** BULLS MTBi-Sport, CCS Slot Mount ready **Seatpost** LIMOTEC Alpha 1, 34,9 / S 100 mm, M 125 mm, L, XL 150 mm + SL-MT500-IL for I-spec EV **Saddle** ERGON GE10 **Rims** RYDE Disc 30, tubeless ready **Tires** MAXXIS Minion DHF / MAXXIS Minion DHR2 AM 66-622 **Front light** MonkeyLink Connect (lighting not included)
Rear light MonkeyLink Twinlight

VUCA EVO AM 1

blackberry red-matt, carbon matt
524909770941

960 Wh



WELTNEUHEIT!
WORLD NOVELTY!



world of mtb
Ausgabe 12/2023
Model 2024 checked



Drive Unit FIT Pinion E-Drive 12 **Charger** 3 A FIT charger **Display** FIT Master Node LED **Frame** carbon fibre monocoque front triangle, 1.8 Steerer ready, internal cable routing, thru axle **Framesize** S/M/L/XL **Fork** BULLS LYTRO 36 Supreme SL 1.8 Boost 150 mm **Shock** SR SUNTOUR Edge LOR8 Trunnion Mount 150 mm **Gear** Motor-Gearbox-Unit | 12-speed **Shifter** E-Trigger **Brakes** SHIMANO BR-M6120 hydraulic disc brake SHIMANO SM-RT64 203 mm CL | SHIMANO RT-EM600 203 mm CL **Handlebar** BULLS Enduro carbon **Stem** BULLS MTBi-Sport, CCS Slot Mount ready **Seatpost** LIMOTEC Alpha 1, 34,9 / S 100 mm, M 125 mm, L, XL 150 mm + SL-MT500-IL for I-spec EV **Saddle** SELLE ROYAL Vivo Ergo **Rims** RYDE Disc 30, tubeless ready **Tires** MAXXIS Minion DHF / MAXXIS Minion DHR2 AM 66-622 **Front light** MonkeyLink Connect (lighting not included) **Rear light** MonkeyLink Twinlight





VUCA EVO SPEED FSX1

VUCA FIT PINION

Modernste Technologie für das maximale E-Bike-Erlebnis

Ausgestattet mit der Weltneuheit des Pinion Getriebemotors ist das **VUCA EVO FSX 1** ein SUV, das in der E-Bike-Welt seinesgleichen sucht. Die Kombination aus Antrieb und 12-Gang-Schaltung in einer Einheit und Riemenantrieb sorgen für ein Maximum an Fahrspaß bei einem Minimum an Verschleiß und Wartungsaufwand. Gemeinsam mit der neu entwickelten Mono-Link-Swingarm Hinterbau-Federung entsteht ein in allen Bereichen außergewöhnliches Fahrerlebnis.

Neben kraftvollen 85 Newtonmetern Antriebsdrehmoment und einer Akku-Kapazität von bis zu 960 Wattstunden sorgen dafür weitere ausgesuchte Komponenten. Dazu zählen die auf Knopfdruck absenkbar Sattelstütze und pannengeschützte, extrabreite 60 mm SCHWALBE Johnny Watts Reifen. Dazu bringt der vergrößerte 1,8 Zoll Gabelstandard zusätzliche Steifigkeit im vorderen Rahmenbereich und damit maximale Lenkkontrolle, Fahrstabilität und Sicherheit.

State-of-the-art technology for the maximum e-bike experience

Equipped with the world's first Pinion geared motor, the **VUCA EVO FSX 1** is an SUV that is unrivalled in the e-bike world. The combination of drive and 12-speed gearbox in one unit and belt drive ensure maximum riding enjoyment with minimum wear and maintenance. Together with the newly developed mono-link swing arm rear suspension, the result is an exceptional riding experience in all areas.

In addition to a powerful 85 Newton metres of drive torque and a battery capacity of up to 960 watt hours, other selected components ensure this. These include the seat post that can be lowered at the touch of a button and puncture-protected, extra-wide 60 mm SCHWALBE Johnny Watts tyres. In addition, the enlarged 1.8 inch fork standard provides additional stiffness in the front frame area and therefore maximum steering control, riding stability and safety.

VUCA EVO SPEED FSX1

45 KM/H

VUCA FIT PINION

monza grey-matt
524909930941

960 Wh



*WELTNEUHEIT!
WORLD NOVELTY!*



120 mm



120 mm


BELT DRIVE

FIT | **pinion**

Drive Unit FIT Pinion E-Drive 12 Speed **Charger** 3 A FIT charger **Display** FIT Compact Display **Frame** 6061 aluminium, hydroforming, 1.8 Steerer ready, internal cable routing, thru axle **Framesize** M/L/XL **Fork** BULLS LYTRO 36 Supreme SL 1.8 Boost 120 mm **Shock** SR SUNTOUR Edge LOR8 Trunion Mount 120 mm **Gear** Motor-Gearbox-Unit | 12-speed **Shifter** E-Trigger **Brakes** TRP C2.3 hydraulic disc brake TRP R203S01E 203 mm 6-bolt | TRP R203S01E 203 mm 6-bolt **Handlebar** ZECURE Sport-SL **Stem** SUVi-2, CCS Slot Mount ready **Seatpost** LIMOTEC Alpha 1, 34,9 / S 100 mm, M 125 mm, L, XL 150 mm + SL-MT500-IL for I-spec EV **Saddle** BULLS Sportive Ergo **Rims** RYDE Disc 30, tubeless ready **Tires** SCHWALBE Johnny Watts 365 Performance RaceGuard 60-622 **Fenders** aluminium mudguard **Front light** SUPERNOVA M99 Mini Pure 45 FLS.1 **Rear light** SUPERNOVA M99 TL2 RL2.1 **Carrier** MonkeyLoad Basic

URBAN FIT BAFANG





Weitere Informationen zu
unseren E-Bikes findest Du hier.
Here you will find further
informations on our E-Bikes.



URBAN EVO 2

nano grey shiny
524908890545

520 Wh

28



nano grey shiny
524908890545



FIT

BAFANG

Drive Unit BAFANG R600 25/30 Nm **Charger** 3 A FIT charger **Display** FIT Master Node LED **Frame** 6061 aluminium, internal cable routing **Framesize** Diamond S/M/L/XL, Trapeze S/M/L **Fork** Carbon rigid fork **Gearshift** SHIMANO Deore RD-M5120 **Gear** derailleur gear | 10-speed **Shifter** SHIMANO Deore SL-M4100 **Crankset** SAMOX EC38 **Cassette** SHIMANO CS-M4100 11-46T **Brakes** TEKTRO HD-R280 hydraulic disc brake TEKTRO 160 mm 6-bolt | TEKTRO 160 mm 6-bolt **Handlebar** Urban Comfort integrated stem handlebars **Seatpost** 30,9 mm aluminium **Saddle** BULLS Sportive Ergo **Rims** BULLS DDM-22 **Tires** SCHWALBE G-ONE OVERLAND Evo, Super Ground, TLE 45-622 **Fenders** aluminium mudguard **Front light** FUXON FS-50, 50 Lux LED with switch **Rear light** FUXON R-60, LED **Carrier** BULLS Urban/Gravel carrier



URBAN FIT BAFANG

GRINDER EVO

french grey
524908730547

520 Wh




BAFANG

Drive Unit BAFANG R600 25/30 Nm **Charger** 3 A FIT charger **Display** FIT Master Node LED **Frame** 6061 aluminium, internal cable routing **Framesize** S/M/L/XL **Fork** Machete carbon **Gearshift** SHIMANO GRX RD-RX812 **Gear** derailleur gear | 11-speed **Shifter** SHIMANO GRX ST-RX600 **Cassette** SHIMANO Deore CS-M5100, 11-42T **Brakes** SHIMANO BR RX400 hydraulic disc brake SHIMANO SM-RT30 160 mm CL | SHIMANO SM-RT56 160 mm 6L **Handlebar** Gravel SL HB-L102 **Stem** BULLS MTB-SL, 3D forged, CCS Slot Mount ready **Seatpost** 30,9 mm aluminium **Saddle** BULLS Gravel **Rims** RYDE Dutch 19 **Tires** SCHWALBE G-One R Evo, Super Race, V-Guard, TLE 45-622 **Front light** MonkeyLink Connect (lighting not included) **Rear light** MonkeyLink Connect (lighting not included)

SONIC SL SHIMANO





Weitere Informationen zu
unseren E-Bikes findest Du hier.
Here you will find further
informations on our E-Bikes.

SONIC EVO EN-SL 2

light grey
847-10540

725 Wh



CAR
BON



160 mm



150 mm

SHIMANO

Drive Unit SHIMANO Steps EP801 25/85 Nm **Charger** FIT 4,5 A **Display** SHIMANO Steps SC-EM800 SHIMANO SX-EM8000 **Frame** carbon fibre monocoque, 1.8 Steerer ready, internal cable routing thru axle **Framesize** S/M/L/XL **Fork** RockShox Lyrik Ultimate RC2, 1.8 Steerer 160 mm **Shock** RockShox Super Deluxe Select+ RT 150 mm **Gearshift** SHIMANO Deore XT Di2 RD-M8150 shadow+ **Gear** derailleur gear | 12-speed **Shifter** SHIMANO Deore XT Di2 LinkGlide SL-M8150, rapidfire+, I-spec-EV **Crankset** e*thirteen **Cassette** SHIMANO SLX 12-speed 10-51T **Brakes** SHIMANO XT BR-M8120 hydraulic disc brake 220 mm Center Lock | 203 mm Center Lock **Handlebar** BULLS Enduro carbon **Stem** MTB-SLS, CCS Slot Mount ready **Seatpost** Crankbrothers Dropper Post **Saddle** Prologo Proxim 450 Sport **Wheelset** MAVIC E-Deemax **Tires** SCHWALBE Magic Mary Evo Super Trail TLE / Big Betty Evo Super Trail TLE Addix Soft 62-622 **Front light** MonkeyLink Connect (lighting not included) **Rear light** MonkeyLink Recharge (lighting not included)

SONIC EVO EN-SL 1

metallic orange
847-10140

725 Wh



SONIC SL SHIMANO



Model 2023 checked



CAR
BON



160 mm



150 mm

SHIMANO


Drive Unit SHIMANO Steps EP801 25/85 Nm **Charger** FIT 4,5 A **Display** SHIMANO Steps EM800 **Frame** carbon fibre monocoque, 1,8 Steerer ready, internal cable routing thru axle **Framesize** S/M/L/XL **Fork** RockShox Lyrik Select RC, 1,8 Steerer 160 mm **Shock** RockShox Super Deluxe Select+ RT 150 mm **Gearshift** SHIMANO Deore XT Di2 RD-M8150 shadow+ **Gear** derailleur gear | 11-speed **Shifter** SHIMANO Deore XT Di2 LinkGlide SL-M8150, rapidfire+, I-spec-EV **Crankset** e*thirteen **Cassette** SHIMANO Deore Linkglide 11-speed, 11-50T **Brakes** SHIMANO Deore hydraulic disc brake 220 mm Center Lock | 203 mm Center Lock **Handlebar** Sport-SL CCS **Stem** MTB-SLS, CCS Slot Mount ready **Seatpost** LIMOTEC Alpha 1, 34,9 / S 100 mm, M 125 mm, L, XL 150 mm **Saddle** Prologo Proxim 400 **Wheelset** MAVIC E-Deemax **Tires** SCHWALBE Magic Mary Evo Super Trail TLE / Big Betty Evo Super Trail TLE Addix Soft 62-622 **Front light** MonkeyLink Connect (lighting not included) **Rear light** MonkeyLink Recharge (lighting not included)



SONIC EVO AM-SL 1

heavy meadow green
847-09740

725 Wh



SHIMANO®

Drive Unit SHIMANO Steps EP801 25/85 Nm **Charger** FIT 4,5 A **Display** SHIMANO Steps EM800 **Frame** carbon fibre monocoque, 1,8 Steerer ready, internal cable routing thru axle **Framesize** S/M/L/XL **Fork** RockShox Lyrik Ultimate RC2, 1,8 Steerer 140 mm **Shock** RockShox Deluxe Ultimate RCT 140 mm **Gearshift** SRAM XX1 Eagle AXS **Gear** derailleur gear | 12-speed **Shifter** SRAM EC AXS Rocker **Crankset** e*thirteen Carbon **Cassette** SRAM XG-1299 12-fach Eagle 10-52T **Brakes** MAGURA MT7 hydraulic disc brake 203 mm 6-bolt | 180 mm 6-bolt **Handlebar** BULLS Enduro Carbon **Stem** MTB-SLS, CCS Slot Mount ready **Seatpost** eightpins Dropper Post **Saddle** prologo Proxim W850 Carbon **Wheelset** MAVIC Crossmax Carbon XLR **Tires** SCHWALBE Nobby Nic Evo Super Ground TLE 62-622 **Front light** MonkeyLink Connect (lighting not included) **Rear light** MonkeyLink Recharge (lighting not included)

SONIC EVO AM-SL 3

nano grey
847-09340

725 Wh

29



CAR
BON



140 mm



140 mm

SHIMANO


Drive Unit SHIMANO Steps EP801 25/85 Nm **Charger** FIT 4,5 A **Display** SHIMANO SC-EM800 **Frame** carbon fibre monocoque, 1,8 Steerer ready, internal cable routing thru axle **Framesize** S/M/L/XL **Fork** RockShox Lyrik Select RC, 1,8 Steerer 140 mm **Shock** RockShox Deluxe Select+ RT 140 mm **Gearshift** SHIMANO Deore XT Di2 RD-M8150 shadow+ **Gear** derailleur gear | 12-speed **Shifter** SHIMANO Deore XT Di2 LinkGlide SL-M8150, rapidfire+, I-spec-EV **Crankset** e*thirteen **Cassette** SHIMANO SLX 12-speed 10-51T **Brakes** SHIMANO BR-M8120 hydraulic disc brake 203 mm Center Lock | 180 mm Center Lock **Handlebar** BULLS Enduro carbon **Stem** MTB-SLS, CCS Slot Mount ready **Seatpost** Crankbrothers Dropper Post **Saddle** Prologo Proxim 450 Sport **Wheelset** MAVIC Crossmax Carbon XLS **Tires** SCHWALBE Nobby Nic Evo Super Ground TLE 62-622 **Front light** MonkeyLink Connect (lighting not included) **Rear light** MonkeyLink Recharge (lighting not included)



SONIC EVO AM-SL 2

pro blue
847-08940

725 Wh



SHIMANO

Drive Unit SHIMANO Steps EP801 25/85 Nm **Charger** FIT 4,5 A **Display** SHIMANO SC-EM800 **Frame** carbon fibre monocoque, 1.8 Steerer ready, internal cable routing thru axle **Framesize** S/M/L/XL **Fork** RockShox 35 Gold RL, 1.8 Steerer 140 mm **Shock** RockShox Deluxe Select+ RT 140 mm **Gearshift** SHIMANO Deore XT Di2 RD-M8150 shadow+ **Gear** derailleur gear | 11-speed **Shifter** SHIMANO Deore XT Di2 LinkGlide SL-M8150, rapidfire+, I-spec-EV **Crankset** e*thirteen **Cassette** SHIMANO Deore Linkglide 11-speed, 11-50T **Brakes** SHIMANO Deore hydraulic disc brake 203 mm Center Lock | 180 mm Center Lock **Handlebar** Sport-SL CCS **Stem** MTB-SLS, CCS Slot Mount ready **Seatpost** LIMOTEC Alpha 1, 34,9 / S 100 mm, M 125 mm, L, XL 150 mm **Saddle** Prologo Proxim 400 **Wheelset** MAVIC Crossride **Tires** SCHWALBE Nobby Nic Performance, Folding 62-622 **Front light** MonkeyLink Connect (lighting not included) **Rear light** MonkeyLink Recharge (lighting not included)



SONIC SL SHIMANO

SONIC EVO AM-SL 1

denim petrol
847-08640

725 Wh

29



world of mtb
Ausgabe 12/2022

Model 2023 checked



140 mm



140 mm

SHIMANO

Drive Unit SHIMANO Steps EP600 25/85 Nm **Charger** FIT 4,5A **Display** SHIMANO SC-EN500 **Frame** carbon fibre monocoque, 1,8 Steerer ready, internal cable routing thru axle **Framesize** S/M/L/XL **Fork** BULLS LYTRO 35 Supreme Air LOR, 1,8 Steerer, Boost 140 mm **Shock** SR SUNTOUR Edge Plus 2CR 140 mm **Gearshift** SHIMANO Deore RD-M5100 shadow+ **Gear** derailleur gear | 11-speed **Shifter** SHIMANO Deore SL-M5100 with I-Spec EV **Crankset** e*thirteen **Cassette** SHIMANO Deore 11s, 11-51T **Brakes** SHIMANO BR-MT420 hydraulic disc brake 203 mm Center Lock | 180 mm Center Lock **Handlebar** Sport-SL CCS **Stem** MTB-SLS, CCS Slot Mount ready **Seatpost** LIMOTEC Alpha 1, 34,9 / S 100 mm, M 125 mm, L, XL 150 mm **Saddle** Prologo Proxim 400 **Rims** Rodi TRYP 30, tubeless ready **Tires** SCHWALBE Nobby Nic Performance, Folding 62-622 **Front light** MonkeyLink Connect (lighting not included) **Rear light** MonkeyLink Recharge (lighting not included)

SONIC BOSCH SX





Weitere Informationen zu
unseren E-Bikes findest Du hier.
Here you will find further
informations on our E-Bikes.



S
O
N
I
C



SONIC EVO AM SX-I

SONIC BOSCH SX

Das Beste aus zwei Welten

Mit maximaler Leichtigkeit, dem neuen Bosch Performance Line SX Antrieb und einer bis ins letzte Detail kompromisslosen Ausstattung bietet das **SONIC EVO AM SX-I** das Beste aus zwei Welten.

Als ultra-leichtes E-Mountainbike der Extraklasse verbindet das SONIC sportliche Performance und Agilität auf Basis eines Gewichts von nur 18 kg mit der Unterstützung eines natürlichen und kraftvollen E-Antriebs mit geringstmöglichem Trittwidestand.

Die nötige Energie liefert der besonders schlanke 400 Wh-Akku. Bei Bedarf lässt sich die Reichweite über den unkompliziert am hochentwickelten SONIC Carbonrahmen montierbaren Range Extender noch erhöhen. Daneben die kabellose SRAM AXS 12-Gang-Schaltung, das RockShox Ultimate Fahrwerk, die Mavic E-Crossmax Carbon-Laufräder mit kerniger SCHWALBE Bereifung und der Proxim Carbonsattel keine Zweifel an einer kompromisslosen Ausstattung und der sportlichen Leistungsbereitschaft des SONIC Highend All-Mountain E-MTBs aufkommen.

The best of two worlds

With maximum lightness, the new Bosch Performance Line SX drive and uncompromising equipment down to the last detail, the **SONIC EVO AM SX-I** offers the best of both worlds.

As a top-class Light Assist e-mountainbike, the Sonic combines sporty performance and agility based on a weight of just 18 kg with the support of a natural and powerful e-drive with the lowest possible pedalling resistance.

The necessary energy is supplied by the particularly slim 400 Wh battery. If required, the range can be extended even further using the range extender, which can be easily mounted on the highly developed SONIC carbon frame. In addition, the wireless SRAM AXS 12-speed drivetrain, the RockShox Ultimate suspension, the Mavic E-Crossmax carbon wheels with SCHWALBE tyres and the Proxim carbon saddle leave no doubt about the uncompromising equipment and sporty performance of the Sonic high-end all-mountain E-MTB.

SONIC EVO AM SX-1

SONIC BOSCH SX

UD carbon, polar silver
524901400440

400 Wh



140 mm



130 mm



BOSCH


Drive Unit Bosch Performance Line SX 25/55 Nm **Charger** 2 A charger **Display** Bosch Mini Remote und System Controller **Frame** carbon fibre monocoque, internal cable routing, thru axle **Framesize** S/M/L/XL **Fork** RockShox Pike Ultimate Boost DEBONAIR 140 mm **Shock** RockShox Ultimate RT Debonair 130 mm **Gearshift** SRAM XX Eagle Transmission AXS **Gear** derailleur gear | 12-speed **Shifter** SRAM AXS Controller Rocker **Cassette** SRAM XG 1299 Eagle 10-52T **Brakes** TRP C2.3 RX hydraulic disc brake TRP 203 mm CL | TRP 203 mm CL **Handlebar** BULLS Enduro carbon 35 mm **Stem** MTB-SLS, CCS Slot Mount ready **Seatpost** LIMOTEC Alpha 1UH 31,6 mm + SL-MT500-IL, 150 mm **Saddle** Prologo Proxim W850 **Wheelset** MAVIC E-Crossmax SL Carbon **Tires** Wicked Will Evolution Super Race/Nobby Nic Evolution 62-622 **Front light** MonkeyLink Connect (lighting not included) **Rear light** MonkeyLink Twinlight



SONIC EVO AM SX 2

UD carbon, black
524901360440

400 Wh



Drive Unit Bosch Performance Line SX 25/55 Nm **Charger** 2 A charger **Display** Bosch Mini Remote und System Controller **Frame** carbon fibre monocoque, internal cable routing, thru axle **Framesize** S/M/L/XL **Fork** RockShox Pike Select Boost DEBONAIR 140 mm **Shock** RockShox Deluxe Select+ RT, DebonAir 130 mm **Gearshift** SRAM GX Eagle AXS **Gear** derailleur gear | 12-speed **Shifter** SRAM GX Eagle AXS **Crankset** SRAM GX 170 mm **Cassette** SRAM XG 1275 Eagle 10-52T **Brakes** TRP C2.3 RX hydraulic disc brake TRP 203 mm CL | TRP 203 mm CL **Handlebar** BULLS Enduro carbon 35 mm **Stem** MTB-SLS, CCS Slot Mount ready **Seatpost** LIMOTEC Alpha 1UH 31,6 mm + SL-MT500-IL, 150 mm **Saddle** Prologo Proxim 400 **Wheelset** MAVIC E-Crossmax CL **Tires** Wicked Will Performance/Nobby Nic Performance 62-622/60-622 **Front light** MonkeyLink Connect (lighting not included) **Rear light** MonkeyLink Twinlight

SONIC EVO AM SX 1

UD carbon, light grey
524901320440

400 Wh



CAR
BON



140mm



130mm

 **BOSCH**

Drive Unit Bosch Performance Line SX 25/55 Nm **Charger** 2 A charger **Display** Bosch Mini Remote und System Controller **Frame** carbon fibre monocoque, internal cable routing, thru axle **Framesize** S/M/L/XL **Fork** BULLS LYTRO 34 SL Air Boost 140 mm **Shock** SR SUNTOUR Edge Plus 2CR 130 mm **Gearshift** SHIMANO Deore RD-M6100 **Gear** derailleur gear | 12-speed **Shifter** SHIMANO Deore SL-M6100, rapidfire+, I-spec-EV **Cassette** SHIMANO Deore, CS-M6100 10-51T **Brakes** SHIMANO BR-MT420 hydraulic disc brake SHIMANO SM-RT30 CL 203 mm | SHIMANO RT-EM300 CL 203 mm **Handlebar** BULLS riserbar **Stem** MTB-SLS, CCS Slot Mount ready **Seatpost** LIMOTEC Alpha 1UH 31,6 mm + SL-MT500-IL, 150 mm **Saddle** Prologo Proxim 400 **Wheelset** MAVIC E-Crossride 1 CL MS **Tires** Wicked Will Performance/Nobby Nic Performance 62-622/60-622 **Front light** MonkeyLink Connect (lighting not included) **Rear light** MonkeyLink Twinlight

SONIC EVA AM SX 1

UD carbon, light emerald
524901440440

400 Wh

29



CAR
BON



140mm



130mm



BOSCH

Drive Unit Bosch Performance Line SX 25/55 Nm **Charger** 2 A charger **Display** Bosch Mini Remote und System Controller **Frame** carbon fibre monocoque, internal cable routing, thru axle **Framesize** S/M/L **Fork** BULLS LYTRO 34 SL LOR Air DS Boost 140 mm **Shock** SR SUNTOUR Edge Plus 2CR 130 mm **Gearshift** SHIMANO Deore RD-M6100 **Gear** derailleur gear | 12-speed **Shifter** SHIMANO Deore SL-M6100, rapidfire+, I-spec-EV **Cassette** SHIMANO Deore, CS-M6100 10-51T **Brakes** SHIMANO BR-MT420 hydraulic disc brake SHIMANO SM-RT30 CL 203 mm | SHIMANO RT-EM300 CL 203 mm **Handlebar** BULLS riserbar **Stem** MTB-SLS, CCS Slot Mount ready **Seatpost** LIMOTEC Alpha 1UH 31,6 mm + SL-MT500-IL, 150 mm **Saddle** Prologo Proxim 400 wide **Wheelset** MAVIC E-Crossride 1 CL MS **Tires** Wicked Will Performance/Nobby Nic Performance 62-622/60-622 **Front light** MonkeyLink Connect (lighting not included) **Rear light** MonkeyLink Twinlight

SONIC BOSCH 5X



SONIC BOSCH





Weitere Informationen zu
unseren E-Bikes findest Du hier.
Here you will find further
informations on our E-Bikes.



S
O
N
I
C

SONIC EVO AM TEAM CARBON

SONIC BOSCH

Bereit für die E-Racing-Weltspitze

Entwickelt für die E-Racing-Serie EWS-E ist das **SONIC EVO AM TEAM CARBON** ein E-Mountainbike für maximale Performance auf knallharten Strecken. Basis ist der SONIC Carbon-Rahmen mit cleverem Oversizing für maximale Kontrolle und Kraftübertragung in jeder Rennsituation gemeinsam mit dem Mixed-Wheel-Concept mit 29 Zoll vorne und 27,5 Zoll Carbon-Laufrädern hinten. Angetrieben wird das SONIC von der Limited Edition des Bosch Performance Line CX Race Motors. Dazu kommt eine kompromisslose Materialauswahl mit High-End RockShox-Fahrwerk, elektronischer SRAM XX1 Eagle AXS 12-Gang-Schaltung, eightpins Dropper Post sowie Carbon-Kurbel und -Lenker.

Ready for peak eRacing world rankings

Developed for the EWS-E eRacing range, the **SONIC EVO AM TEAM Carbon** is an eMTB for maximum performance on tough trails. The basis is the SONIC carbon frame with clever oversizing for maximum control and transmission of power in any racing situation, together with the mixed-wheel concept that features 29-inch front and 27.5-inch carbon wheels at the rear. The SONIC is powered by the limited edition of the Bosch Performance Line CX Race Motor. Added to this is an uncompromising selection of equipment that includes highend RockShox suspension, electronic SRAM XX1 Eagle AXS 12-speed shifter, eightpin dropper post and carbon crank and handlebars.

SONIC EVO AM TEAM CARBON

SONIC BOSCH

heavy meadow green
847-06944

750 Wh

Rear
27,5
Front
29

Limited Edition¹



CAR
BON



150 mm



150 mm

 **BOSCH**

Drive Unit Bosch Performance Line CX Race Limited Edition 25/85 Nm **Charger** Bosch 4A **Display** Bosch System Controller Bosch Mini Remote
Frame carbon fibre monocoque, 1.8 Steerer ready, internal cable routing thru axle **Framesize** M/L/XL **Fork** RockShox Lyrik Ultimate RC2,
1.8 Steerer 150 mm **Shock** RockShox Super Deluxe Select+ RT 150 mm **Gearshift** SRAM XX1 Eagle AXS **Gear** derailleur gear | 12-speed
Crankset e*thirteen carbon 160 mm **Cassette** SRAM XG-1299 12-speed Eagle 10-52T **Brakes** TRP DH-R Evo hydraulic disc 220 mm 6-bolt | 203 mm
6-bolt **Handlebar** BULLS Enduro carbon **Stem** MTB-SLS, CCS Slot Mount ready **Seatpost** eightpins Dropper Post **Saddle** prologo W850 carbon
Wheelset e*thirteen | TRS Race carbon **Tires** SCHWALBE Magic Mary EVO, Super Trail, TLE, Addix Soft / Magic Mary Evo Super Gravity, TLE, Soft
62-622 / 62-584 **Pedal** ZECURE MTB **Front light** MonkeyLink Connect (lighting not included) **Rear light** FUXON Twinlight

¹Bosch Performance Line CX Race Limited Edition 25/85 Nm



SONIC EVO AM 4

SONIC BOSCH

nano light grey
846-06541 / 847-06544

S: M-XL:
625 Wh / 750 Wh



150 mm



150 mm



BOSCH

Drive Unit Bosch Performance Line CX (Smart System) 25/85 Nm **Charger** Bosch 4A **Display** Bosch System Controller Bosch Mini Remote
Frame carbon fibre monocoque, 1.8 Steerer ready, internal cable routing thru axle **Framesize** S/M/L/XL **Fork** RockShox 35 Gold RL, 1.8 Steerer
150 mm **Shock** RockShox Deluxe Select+ RL 150 mm **Gearshift** SHIMANO Deore XT RD-M8100 shadow+ **Gear** derailleur gear | 12-speed
Crankset e*thirteen 160 mm **Cassette** SHIMANO Deore 12-speed, 10-51T **Brakes** TRP Trail Evo hydraulic disc R203-C01 **Handlebar** Sport-SL CCS
Stem MTB-SLS, CCS Slot Mount ready **Seatpost** eightpins Dropper Post **Saddle** prologo Proxim 400 **Wheelset** MAVIC E-Deemax
Tires SCHWALBE Magic Mary Evo Super Trail TLE / Big Betty Evo Super Trail TLE Addix Soft 62-622 / 65-584 **Pedal** ZECURE MTB
Front light MonkeyLink Connect (lighting not included) **Rear light** FUXON Twinlight

SONIC EVO AM 3

black matt
846-06141 / 847-06144

S: M-XL:

625 Wh / 750 Wh



dark mustard
846-06241 / 847-06244

625 Wh / 750 Wh



CAR
BON



150 mm



150 mm



BOSCH

Drive Unit Bosch Performance Line CX (Smart System) 25/85 Nm **Charger** Bosch 4A **Display** Bosch System Controller Bosch Mini Remote
Frame carbon fibre monocoque, 1.8 Steerer ready, internal cable routing thru axle **Framesize** S/M/L/XL **Fork** RockShox 35 Gold RL, 1.8 Steerer
150 mm **Shock** RockShox Deluxe Select+ RL 150 mm **Gearshift** SHIMANO Deore XT RD-M8100 shadow+ **Gear** derailleur gear | 12-speed
Crankset e*thirteen 160 mm **Cassette** SHIMANO Deore 12-speed, 10-51T **Brakes** TRP Trail Evo hydraulic disc R203-C01 **Handlebar** Sport-SL CCS
Stem MTB-SLS, CCS Slot Mount ready **Seatpost** LIMOTEC Alpha 1, 34,9 / S 100 mm, M 125 mm, L 150 mm, XL 150 mm **Saddle** prologo Proxim 400
Wheelset SHIMANO WH-MT620, tubeless ready **Tires** SCHWALBE Magic Mary Evo Super Trail TLE / Big Betty Evo Super Trail TLE Addix Soft
62-622 / 65-584 **Pedal** ZECURE MTB **Front light** MonkeyLink Connect (lighting not included) **Rear light** FUXON Twinlight

SONIC EVO AM 2

SONIC BOSCH

pro blue
846-05741 / 847-05744

S: M-XL:
625 Wh / 750 Wh



CARBON



150 mm



150 mm



BOSCH

Drive Unit Bosch Performance Line CX (Smart System) 25/85 Nm **Charger** Bosch 4A **Display** Bosch System Controller Bosch Mini Remote
Frame carbon fibre monocoque, 1.8 Steerer ready, internal cable routing thru axle **Framesize** S/M/L/XL **Fork** BULLS Zeron 35 Air LOR, 1.8 Steerer, Boost 150 mm **Shock** SR SUNTOUR Edge Plus 2CR 150 mm **Gearshift** SHIMANO Deore RD-M5100 shadow+ **Gear** derailleur gear | 11-speed
Crankset BULLS 160 mm **Cassette** SHIMANO Deore 11-speed, 11-51T **Brakes** TRP Slate Evo hydraulic disc TR203-45 CL **Handlebar** Sport-SL CCS
Stem MTB-SLS, CCS Slot Mount ready **Seatpost** LIMOTEC Alpha 1, 34,9 / S 100 mm, M 125 mm, L 150 mm, XL 150 mm **Saddle** prologo Proxim 400
Rims RODI Tryp 30, tubeless ready **Tires** SCHWALBE Magic Mary Evo Super Trail TLE / Big Betty Evo Super Trail TLE Addix Soft 62-622 / 65-584
Pedal ZECURE MTB **Front light** MonkeyLink Connect (lighting not included) **Rear light** FUXON Twinlight



SONIC EVO AM 1

light grey
846-04941 / 847-04944

S: M-XXL:

625 Wh / 750 Wh



Drive Unit Bosch Performance Line CX (Smart System) 25/85 Nm **Charger** Bosch 4A **Display** Bosch LED Remote **Frame** 6061 aluminium, hydroforming, 1.8 Steerer ready, internal cable routing, thru axle **Framesize** S/M/L/XL/XXL **Fork** BULLS LYTRO 34 Air LOR, 1.8 Steerer, Boost 140 mm **Shock** SR SUNTOUR Edge Plus R 150 mm **Gearshift** SHIMANO Deore RD-M5120 shadow+ **Gear** derailleur gear | 10-speed **Crankset** BULLS 160 mm **Cassette** SHIMANO Deore 10-speed, 11-46T **Brakes** TRP Slate Evo hydraulic disc TR203-45 CL **Handlebar** Sport-SL CCS **Stem** MTB-SLS, CCS Slot Mount ready **Seatpost** LIMOTEC Alpha 1, 34,9 / S 100 mm, M 125 mm, L 150 mm, XL 150 mm **Saddle** prologo Proxim 400 **Rims** RODI Tryp 30, tubeless ready **Tires** SCHWALBE Magic Mary Perf. Line, TLR, Addix Soft / Big Betty Performance Line, TLR Speed Grip 62-622 / 65-584 **Pedal** ZECURE MTB **Front light** MonkeyLink Connect (lighting not included) **Rear light** FUXON Twinlight



SONIC BOSCH

SONIC EVO TR-1

light emerald
847-04544

750 Wh

29



CARBON



130 mm



120 mm



BOSCH

Drive Unit Bosch Performance Line CX (Smart System) 25/85 Nm **Charger** Bosch 4A **Display** Bosch System Controller Bosch Mini Remote
Frame carbon fibre monocoque front triangle, 1.8 Steerer ready, internal cable routing, thru axle **Framesize** M/L/XL **Fork** RockShox 35 Gold RL, 1.8 tapered 130 mm **Shock** RockShox Deluxe Select+ RL 120 mm **Gearshift** SRAM GX Eagle AXS **Gear** derailleur gear | 12-speed
Crankset e*thirteen 160 mm **Cassette** SRAM XG-1275 12-speed Eagle 10-52T **Brakes** TRP C2.3 hydraulic disc TR203-45 CL **Handlebar** BULLS Enduro carbon **Stem** MTB-SLS, CCS Slot Mount ready **Seatpost** LIMOTEC Alpha 1, 34,9 / S 100 mm, M 125 mm, L 150 mm, XL 150 mm
Saddle prologo Proxim 400 wide **Wheelset** MAVIC Crossmax carbon XL S **Tires** SCHWALBE Nobby Nic Performance, Folding 62-622
Pedal ZECURE MTB **Front light** MonkeyLink Connect (lighting not included) **Rear light** FUXON Twinlight

SONIC EVO TR 3

light emerald
667-03744

750 Wh



CARBON



130 mm



120 mm



BOSCH

Drive Unit Bosch Performance Line CX BES3 (85 Nm) **Charger** 4A **Display** LED Remote **Frame** carbon **Framesize** M / L / XL **Fork** RockShox 35 Gold RL 1.8 29 Zoll, 130 mm **Shock** RockShox Deluxe Select+ RT, 120 mm **Gearshift** SHIMANO XT RD-M8100 **Gear** derailleur gear | 12-speed **Crankset** e*thirteen **Cassette** SHIMANO CS-M6100-11, 10-51T **Brakes** SHIMANO Deore BR-M6120, 203/203 mm **Handlebar** BULLS Riser Bar, 35 mm **Stem** BULLS The Frog **Seatpost** LIMOTEC Alpha 1 **Saddle** Prologo Proxim 400 **Wheelset** SHIMANO WH-MT620, 30 mm **Tires** SCHWALBE Nobby Nic Performance, 60-622 / 29 x 2.35 **Pedal** ZECURE MTB

SONIC EVO TR 2

SONIC BOSCH

nano grey
846-03741 / 847-03744

S: M-XL:
625 Wh / 750 Wh



120 mm



120 mm



BOSCH

Drive Unit Bosch Performance Line CX (Smart System) 25/85 Nm **Charger** Bosch 4A **Display** Bosch System Controller Bosch Mini Remote
Frame carbon fibre monocoque front triangle, 1.8 Steerer ready, internal cable routing, thru axle **Framesize** S/M/L/XL **Fork** BULLS Zeron
35 Air LOR, 1.8 Steerer, Boost 120 mm **Shock** SR SUNTOUR Edge Plus 2CR 120 mm **Gearshift** SHIMANO Deore RD-M5100 shadow+
Gear derailleur gear | 11-speed **Crankset** BULLS 160 mm **Cassette** SHIMANO Deore 11-speed, 11-51T **Brakes** TRP Slate Evo hydraulic disc
TR203-45 CL **Handlebar** Sport-SL CCS **Stem** MTBi-Sport, CCS Slot Mount ready **Seatpost** LIMOTEC Alpha 1, 34,9 / S 100 mm, M 125 mm, L 150 mm,
XL 150 mm **Saddle** prologo Proxim 400 wide **Rims** RODI Tryp 30, tubeless ready **Tires** SCHWALBE Nobby Nic Performance, Folding 62-622
Pedal ZECURE MTB **Front light** MonkeyLink Connect (lighting not included) **Rear light** FUXON Twinlight

SONIC EVA TR 1

metallic off-white
846-02941 / 847-02944

S: M-L:

625 Wh / 750 Wh



Drive Unit Bosch Performance Line CX (Smart System) 25/85 Nm **Charger** Bosch 4A **Display** Bosch LED Remote **Frame** 6061 aluminium, hydroforming, 1.8 Steerer ready, internal cable routing, thru axle **Framesize** S/M/L **Fork** BULLS LYTRO 34 Air LOR, 1.8 Steerer, Boost 120 mm **Shock** SR SUNTOUR Edge Plus R 120 mm **Gearshift** SHIMANO Deore RD-M5120 shadow+ **Gear** derailleur gear | 10-speed **Crankset** BULLS 160 mm **Cassette** SHIMANO Deore 10-speed, 11-46T **Brakes** TRP Slate Evo hydraulic disc TR203-45 CL **Handlebar** Sport-SL CCS **Stem** MTBi-Sport, CCS Slot Mount ready **Seatpost** LIMOTEC Alpha 1, 34,9 / S 100 mm, M 125 mm, L 150 mm, XL 150 mm **Saddle** prologo Proxim 400 wide **Rims** RODI Tryp 30, tubeless ready **Tires** SCHWALBE Smart Sam K-Guard 57-622 **Pedal** ZECURE MTB **Front light** MonkeyLink Connect (lighting not included) **Rear light** FUXON Twinlight

SONIC EVO TR 1

SONIC BOSCH

pro blue
846-02541 / 847-02544

S: M-XXL:
625 Wh / 750 Wh



120 mm



120 mm



BOSCH

Drive Unit Bosch Performance Line CX (Smart System) 25/85 Nm **Charger** Bosch 4A **Display** Bosch LED Remote **Frame** 6061 aluminium, hydroforming, 1.8 Steerer ready, internal cable routing, thru axle **Framesize** S/M/L/XL/XXL **Fork** BULLS LYTRO 34 Air LOR, 1.8 Steerer, Boost 120 mm **Shock** SR SUNTOUR Edge Plus R 120 mm **Gearshift** SHIMANO Deore RD-M5120 shadow+ **Gear** derailleur gear | 10-speed **Crankset** BULLS 160 mm **Cassette** SHIMANO Deore 10-speed, 11-46T **Brakes** TRP Slate Evo hydraulic disc TR203-45 CL **Handlebar** Sport-SL CCS **Stem** MTBi-Sport, CCS Slot Mount ready **Seatpost** LIMOTEC Alpha 1, 34,9 / S 100 mm, M 125 mm, L 150 mm, XL 150 mm **Saddle** prologo Proxim 400 wide **Rims** RODI Tryp 30, tubeless ready **Tires** SCHWALBE Smart Sam K-Guard 57-622 **Pedal** ZECURE MTB **Front light** MonkeyLink Connect (lighting not included) **Rear light** FUXON Twinlight

SONIC EVO EN 1

liquid copper matt, black

666-06944

625 Wh



Drive Unit Bosch Performance Line CX (85 Nm) **Charger** Bosch 2A **Display** Bosch Purion **Frame** aluminium **Framesize** M/L **Fork** SR SUNTOUR DuroLux 38 RC-PCS 1.8 29 Zoll, 180 mm **Shock** SR SUNTOUR Tri Air, 170 mm **Gearshift** SHIMANO XT RD-M8100 **Gear** derailleur gear | 12-speed **Crankset** e*thirteen **Cassette** SHIMANO CS-M6100-11, 10-51T **Brakes** SHIMANO Deore BR-M6120, 220/203 mm **Handlebar** BULLS Riser Bar, 35 mm **Stem** BULLS MTB 35 mm, w/internal cable routing **Seatpost** Limotec Alpha 1L **Saddle** Prologo Proxim 400 **Rims** SHIMANO WH-MT620, 30 mm **Tires** SCHWALBE Magic Mary Performance, 62-622/29 x 2.40 / Big Betty Performance 65-584/27.5 x 2.60 **Pedal** ZECURE MTB **Front light** MonkeyLink Connect **Rear light** MonkeyLink Recharge (lighting not included)

SONIC EVO 1

dark mustard
847-01444

M-XXL:

750 Wh



SONIC BOSCH



chrome silver
667-01544

M-XL:

750 Wh



120 mm



BOSCH

Drive Unit Bosch Performance Line CX (Smart System) 25/85 Nm **Charger** Bosch 4A **Display** Bosch LED Remote **Frame** 6061 aluminium, hydroforming, 1.8 Steerer ready, internal cable routing, thru axle **Framesize** M/L/XL/XXL **Fork** BULLS LYTRO 34 Air LOR, Boost 120 mm **Gearshift** SHIMANO Deore RD-M5120 shadow+ **Gear** derailleur gear | 10-speed **Crankset** BULLS 160 mm **Cassette** SHIMANO Deore 10-speed, 11-46T **Brakes** TRP Slate Evo hydraulic disc 203 mm | 203 mm **Handlebar** Sport-SL CCS **Stem** MTBi-Sport, CCS Slot Mount ready **Seatpost** LIMOTEC Alpha 1, 34,9 / S 100 mm, M 125 mm, L 150 mm, XL 150 mm **Saddle** prologo Proxim 400 wide **Rims** RODI Tryp 30, tubeless ready **Tires** SCHWALBE Smart Sam K-Guard 65-622 **Pedal** ZECURE MTB **Front light** MonkeyLink Connect (lighting not included) **Rear light** FUXON Twinlight

E-STREAM FIT BROSE





Weitere Informationen zu
unseren E-Bikes findest Du hier.
Here you will find further
informations on our E-Bikes.

E-STREAM EVO AM 4

black matt, pro blue matt
848-32741

740 Wh

29



Drive Unit BROSE FIT S-Mag PRO 25/90 Nm **Charger** FIT 4A **Display** FIT Remote LCD **Frame** 6061 aluminium, hydroforming, 1.8 Steerer ready, internal cable routing, thru axle **Framesize** S/M/L/XL **Fork** RockShox Lyrik Select RC, 1.8 Steerer 150 mm **Shock** RockShox Deluxe Select+ RT 150 mm **Gearshift** SHIMANO Deore XT RD-M8100 shadow+ **Gear** derailleur gear | 12-speed **Crankset** FSA 165 mm **Cassette** SHIMANO SLX 12-speed 10-51T **Brakes** SHIMANO BR-M8120 hydraulic disc 203 mm / Center Lock | 203 mm / Center Lock **Handlebar** Sport-SL CCS **Stem** MTBi-Sport, CCS Slot Mount ready **Seatpost** LIMOTEC Alpha 1, 34,9 / S 125 mm, M 150 mm, L 150 mm, XL 150 mm **Saddle** SELLE ROYAL Vivo Ergo **Rims** RYDE Disc 30, tubeless ready **Tires** MAXXIS Minion DHF EXO TR 66-622 / MAXXIS Minion DHR2 EXO TR 66-622 **Pedal** ZECURE MTB **Front light** MonkeyLink Connect **Rear light** MonkeyLink Recharge (lighting not included)

E-STREAM EVA TR 1

pacific mint matt, steel blue
848-31039

740 Wh

27,5

E-STREAM FIT BROSE



world of mtb
Ausgabe 12/2022
Model 2023 checked



120 mm



120 mm



Drive Unit BROSE FIT S-Mag PRO 25/90 Nm **Charger** FIT 4A **Display** FIT Remote LCD **Frame** 6061 aluminium, hydroforming, 1.8 Steerer ready, internal cable routing, thru axle **Framesize** XS/S/M/L **Fork** BULLS Lytro 34 Air LOR, 1.8 Steerer, Boost 120 mm **Shock** SR SUNTOUR Edge TR LOR8 120 mm **Gearshift** SHIMANO Deore RD-M5120 shadow+ **Gear** derailleur gear | 10-speed **Crankset** FSA 165 mm **Cassette** SHIMANO Deore 10-speed, 11-46T **Brakes** SHIMANO BR-MT420/410 hydraulic disc 180 mm / Center Lock | 180 mm / Center Lock **Handlebar** Sport-SL CCS **Stem** MTBi-Sport, CCS Slot Mount ready **Seatpost** LIMOTEC Alpha 1, 34,9 / S 100 mm, M 125 mm, L 150 mm, XL 150 mm **Saddle** BULLS Sportive Ergo **Rims** RYDE Disc 30, tubeless ready **Tires** SCHWALBE Wicked Will Performance folding 65-584 **Pedal** BULLS MTB **Front light** MonkeyLink Connect (lighting not included) **Rear light** MonkeyLink Recharge (lighting not included)

COPPERHEAD BOSCH





Weitere Informationen zu
unseren E-Bikes findest Du hier.
Here you will find further
informations on our E-Bikes.



COPPERHEAD EVO AM 2 ABS

COPPERHEAD BOSCH

Volle Gelände-Performance mit maximaler Sicherheit

Mit dem unauffälligen Bosch ABS und einer kraftvollen Bremsanlage sorgt das **COPPERHEAD EVO AM 2 ABS** für maximale sportliche Sicherheit im anspruchsvollen Gelände.

Kombiniert mit dem kraftvollen Drehmoment des Bosch Performance Line CX Antriebs und des leistungsstarken Fahrwerks entsteht die optimale Verbindung aus Performance und Vertrauen.

Ausgestattet mit der neuen SHIMANO Cues 11-Gang Schaltung bietet das E-MTB für den All Mountain-Einsatz dazu präzises Schalten in Verbindung mit langlebigen Antriebskomponenten.

Für optimalen Grip und zusätzliche Kontrolle sorgt das Mixed-Wheel-Konzept mit 29 Zoll vorne und 27,5 Zoll hinten. Und auch die Dropper Post für maximale Bewegungsfreiheit auf technischen Abfahrten darf natürlich nicht fehlen.

Full off-road performance with maximum safety

With the unobtrusive Bosch ABS and a powerful braking system, the **COPPERHEAD EVO AM 2 ABS** ensures maximum sporty safety in demanding terrain. Combined with the powerful torque of the Bosch Performance Line CX drive and the powerful chassis, the result is the perfect combination of performance and confidence.

Equipped with the new SHIMANO Cues 11-speed gear system, the E-MTB for all-mountain use offers precise shifting in combination with durable drive components.

The mixed wheel concept with 29-inch front and 27.5-inch rear wheels ensures optimum grip and additional control. And of course, the dropper post for maximum freedom of movement on technical descents is a must.

COPPERHEAD EVO AM 2 ABS

COPPERHEAD BOSCH

polar silver, black matt
524801640741

750 Wh



150 mm



150 mm



BOSCH

Drive Unit Bosch Performance Line CX (Smart System) 25/85 Nm **Charger** 2 A charger **Display** Bosch Purion 200 **Frame** 6061 aluminium, hydroforming, internal cable routing, thru axle **Framesize** S/M/L/XL **Fork** BULLS LYTRO 36 Supreme SL Boost 150 mm **Shock** SR SUNTOUR Edge LOR8 Trunnion Mount 150 mm **Gearshift** SHIMANO Cues RD-U6000 **Gear** derailleur gear | 11-speed **Shifter** SHIMANO Cues SL-U6000 **Crankset** FSA 165 mm **Cassette** SHIMANO CS-LG400-11 11-50T **Brakes** TRP HD-M844 Trail Evo ABS hydraulic disc brake with ABS | TRP RC02E 203 mm Center Lock | TRP RC02E 203 mm Center Lock **Handlebar** BULLS Sport-SL riserbar **Stem** MTBi, CCS Slot Mount ready **Seatpost** LIMOTEC Alpha 1, 30,9 / S 100 mm, M, L 125 mm, XL 150 mm + SL-MT500-IL for I-spec EV **Saddle** SELLE ROYAL Vivo Ergo **Rims** BULLS DDM-30 **Tires** SCHWALBE Nobby Nic Performance 65-622/65-584 **Front light** MonkeyLink Connect (lighting not included) **Rear light** MonkeyLink Connect (lighting not included)

COPPERHEAD EVO AM 2

light emerald matt
837-61841

750 Wh



Model 2023 checked



Drive Unit Bosch Performance Line CX (Smart System) 25/85 Nm **Charger** Bosch 4A **Display** Bosch LED Remote **Frame** 6061 aluminium, hydroforming, internal cable routing, thru axle **Framesize** S/M/L/XL **Fork** BULLS LYTRO 35 Supreme SL Air LOR, Boost 150 mm **Shock** SR SUNTOUR Edge TR LOR8 150 mm **Gearshift** SHIMANO Deore RD-M5100 shadow+ **Gear** derailleur gear | 11-speed **Crankset** FSA 165 mm **Cassette** SHIMANO Deore 11-speed, 11-51T **Brakes** SHIMANO BR-MT420/410 hydraulic disc 203 mm / Center Lock | 203 mm / Center Lock **Handlebar** BULLS Sport-SL double butted riserbar **Stem** MTB-i, CCS Slot Mount ready **Seatpost** LIMOTEC Alpha 1, 30,9 / S 100 mm, M 125 mm, L 125 mm, XL 150 mm **Saddle** SELLE ROYAL Vivo Ergo **Rims** RYDE Disc 30, tubeless ready **Tires** SCHWALBE Nobby Nic Performance 65-622/ 65-584 **Pedal** BULLS MTB **Front light** MonkeyLink Connect (lighting not included) **Rear light** MonkeyLink Connect (lighting not included)

COPPERHEAD EVO AM 1

COPPERHEAD BOSCH

black matt
837-61041

750 Wh



140 mm



150 mm



Drive Unit Bosch Performance Line CX (Smart System) 25/85 Nm **Charger** Bosch 4A **Display** Bosch LED Remote **Frame** 6061 aluminium, hydroforming, internal cable routing, thru axle **Framesize** S/M/L/XL **Fork** BULLS LYTRO 34 Air LOR, Boost 140 mm **Shock** SR SUNTOUR Edge TR LOR 8 150 mm **Gearshift** SHIMANO Deore RD-M5120 shadow+ **Gear** derailleur gear | 10-speed **Crankset** FSA 165 mm **Cassette** SHIMANO Deore 10-speed, 11-46T **Brakes** SHIMANO BR-MT200 hydraulic disc 180 mm / Center Lock | 180 mm / Center Lock **Handlebar** BULLS Sport-SL double butted riserbar **Stem** MTB-SL, 3D forged, CCS Slot Mount ready **Seatpost** BULLS aluminium **Saddle** BULLS Sportive Ergo **Rims** RYDE Disc 30, tubeless ready **Tires** VEE TIRE Crown Gem 66-622/66-584 **Pedal** BULLS MTB **Front light** MonkeyLink Connect (lighting not included) **Rear light** MonkeyLink Connect (lighting not included)

COPPERHEAD EVO 2

pro blue matt

27.5: S: 837-52441 | M-XXL: 837-67244

750 Wh

S: M-XXL:



only
Diamond



pro blue matt
837-52741



pro blue matt
837-53141



world of mtb
Ausgabe 12/2022
Model 2023 checked



Drive Unit Bosch Performance Line CX (Smart System) 25/85 Nm **Charger** Bosch 4A **Display** Bosch LED Remote **Frame** 6061 aluminium, hydroforming, internal cable routing **Framesize** 27,5: Diamond S/M/L/XL, Wave S/M/L/XL, 29: Diamond M/L/XL/XXL **Fork** SR SUNTOUR XCR 32 Air LOR, Boost 120 mm **Gearshift** SHIMANO Deore RD-M5100 shadow+ **Gear** derailleur gear | 11-speed **Shifter** SHIMANO Deore SL-M5100 **Crankset** FSA 165 mm **Cassette** SHIMANO Deore 11s, 11-51T **Brakes** SHIMANO BR-MT200 hydraulic disc brake 180 mm Center Lock | 180 mm Center Lock **Handlebar** STYX Sport-SL double butted riserbar **Stem** MTB-SL, 3D forged, CCS Slot Mount ready **Seatpost** BULLS aluminium **Saddle** BULLS Sportive Ergo **Rims** RYDE Disc 30, tubeless ready **Tires** VEE TIRE CO Crown Gem 27,5: 66-584, 29: 66-622 **Front light** MonkeyLink Connect (lighting not included) **Rear light** MonkeyLink Connect (lighting not included)

COPPERHEAD EVO 1

COPPERHEAD BOSCH

light emerald matt
27,5: 836-514441 | 29: 836-66544

625 Wh

S: M-XL:



Drive Unit Bosch Performance Line CX (Smart System) 25/85 Nm **Charger** Bosch 4A **Display** BOSCH LED Remote **Frame** 6061 aluminium, hydroforming, internal cable routing **Framesize** 27,5: S/M/L/XL, 29: M/L/XL/XXL **Fork** SR SUNTOUR XCM 32 LOR Boost 120 mm **Gearshift** SHIMANO Deore RD-M5120 shadow+ **Gear** derailleur gear | 10-speed **Shifter** SHIMANO Deore SL-M4100 **Crankset** FSA 165 mm **Cassette** SHIMANO Deore 10-fach, 11-46T **Brakes** TEKTRO HD-M280 hydraulic disc brake 180 mm 6-bolt | 180 mm 6-bolt **Handlebar** STYX Sport-SL double butted Riserbar **Stem** MTB-S, CCS Slot Mount ready **Seatpost** BULLS Aluminium **Saddle** BULLS Sportive Ergo **Rims** RYDE Disc 30, tubeless ready **Tires** SUPERO Edge Anti-Puncture 27,5: 66-584 29: 66-622 **Front light** MonkeyLink Connect (lighting not included) **Rear light** MonkeyLink Connect (lighting not included)



COPPERHEAD EVO 2 XXL

chrome black matt, black, orange
657-21741

750 Wh



COPPERHEAD BOSCH

up to **150 kg**
permissible total weight




120 mm



Drive Unit Bosch Performance Line CX (Smart System) 25/85 Nm **Charger** Bosch 4A **Display** LED Remote **Frame** aluminium 6061
Framesize S/M/L/XL **Fork** BULLS Lytro 34 Bronze LOR Air CTS Boost, 29 Zoll, 120 mm **Gearshift** SHIMANO Deore RD-M5120-SGS **Gear** derailleur gear |
10-speed **Crankset** FSA 165 mm **Cassette** SHIMANO CS-M4100-10, 11-46T **Brakes** TEKTRO BR-MT420/410 hydraulic disc, 203/180 mm
Handlebar ZECURE MTB Alloy, Dia 31,8 mm, 740 mm, 25 mm raise, 9° back swept **Stem** MTB-SL, CCS Slot Mount ready **Seatpost** ZECURE Alloy
Saddle ZECURE MTB **Hubs** SHIMANO HB-MT400-B/FH-MT200-B **Rims** Ryde Disc 30 **Tires** SCHWALBE Smart Sam K-Guard 65-584,
27.5 x 2.60 **Pedals** ZECURE MTB **Front light** MonkeyLink Connect (lighting not included) **Rear light** MonkeyLink Connect (lighting not included)

AMINGA BOSCH





Weitere Informationen zu
unseren E-Bikes findest Du hier.
Here you will find further
informations on our E-Bikes.



AMINGA EVA TR 3

AMINGA BOSCH

Geometrie und Ausstattung in Harmonie

Speziell entwickelt für sportliche E-Mountainbikerinnen bietet das AMINGA EVA TR 3 beste Voraussetzungen für maximalen Fahrspaß im Gelände. Angepasst an die weibliche Anatomie liefert die BULLS Female Geometry die Basis für optimale Ergonomie. Gemeinsam mit den ebenfalls angepassten Komponenten, dem kraftvollen Bosch Performance Line CX Antrieb, maximaler Akkukapazität und einer Topausstattung vom vollgedeckelten Fahrwerk, über die versenkbare Sattelstütze bis zur hochwertigen Shimano 12-Gang-Schaltung stehen Flow und Fahrspaß im Gelände nichts mehr im Wege.

Geometry and equipment in harmony

Specially developed for athletic eMTBers, the AMINGA EVA TR 3 offers the best conditions for maximum off-road cycling enjoyment. Adapted to the female anatomy, the BULLS Female Geometry provides the basis for optimal ergonomics. Together with other adapted components, the powerful Bosch Performance Line CX drivetrain, maximum battery capacity and top features from the full-suspension chassis to the retractable seat post and the high-quality Shimano 12-speed shifter, nothing can stand in the way of the flow and cycling enjoyment on off-road terrain.

AMINGA EVA TR 3

AMINGA BOSCH

black matt
837-64141

750 Wh

27,5



120 mm



120 mm



BOSCH

Drive Unit Bosch Performance Line CX (Smart System) 25/85 Nm **Charger** Bosch 4A **Display** Bosch LED Remote **Frame** 6061 aluminium, hydroforming, internal cable routing, thru axle **Framesize** S/M/L **Fork** BULLS LYTRO 35 Supreme SL Air LOR, Boost 120 mm **Shock** RockShox Deluxe Select R 120 mm **Gearshift** SHIMANO Deore XT RD-M8100 shadow+ **Gear** derailleur gear | 12-speed **Crankset** e*thirteen 165 mm **Cassette** SHIMANO Deore 12-speed, 10-51T **Brakes** SHIMANO BR-MT420/410 hydraulic disc 203 mm Center Lock | 180 mm Center Lock **Handlebar** BULLS Sport-SL double butted riserbar **Stem** MTB-i, CCS Slot Mount ready **Seatpost** LIMOTEC Alpha 1, 30,9 / S 75 mm, M 100 mm, L 125 mm **Saddle** SELLE ROYAL Vivo Ergo **Rims** RYDE Disc 30, tubeless ready **Tires** SCHWALBE Wicked Will Performance folding 65-584 **Pedal** BULLS MTB **Front light** MonkeyLink Connect (lighting not included) **Rear light** MonkeyLink Connect (lighting not included)



AMINGA EVA TR 1

11-SPEED

sage
524801720741

750 Wh

27,5



120 mm



120 mm



BOSCH

Drive Unit Bosch Performance Line CX (Smart System) 25/85 Nm **Charger 2** A charger **Display** Bosch Purion 200 **Frame** 6061 aluminium, hydroforming, internal cable routing, thru axle **Framesize** S/M/L **Fork** BULLS LYTRO 36 Supreme SL Boost 120 mm **Shock** SR SUNTOUR Edge LOR8 Trunnion Mount 120 mm **Gearshift** SHIMANO Cues RD-U6000 **Gear** derailleur gear | 11-speed **Shifter** SHIMANO Cues SL-U6000 **Crankset** FSA 165 mm **Cassette** SHIMANO CS-LG400-11 11-50T **Brakes** SHIMANO BR-MT420 / BL-M4100 hydraulic disc brake SHIMANO SM-RT30 CL 203 mm | SHIMANO RT-EM300 CL 180 mm **Handlebar** BULLS Sport-SL riserbar **Stem** MTBi, CCS Slot Mount ready **Seatpost** LIMOTEC Alpha 1, 30,9 / S 75 mm, M 100 mm, L 125 mm, XL 150 mm + SL-MT500-IL for I-spec EV **Saddle** SELLE ROYAL Vivo Ergo **Rims** BULLS DDM-30 **Tires** SCHWALBE Wicked Will Performance 65-584 **Front light** MonkeyLink Connect (lighting not included) **Rear light** MonkeyLink Connect (lighting not included)

AMINGA BOSCH

AMINGA EVA TR 1

11-SPEED

fuchsia purple matt
836-63341

625 Wh

27,5



sage
836-63441



120 mm



120 mm



BOSCH

Drive Unit Bosch Performance Line CX (Smart System) 25/85 Nm **Charger** Bosch 4A **Display** Bosch LED Remote **Frame** 6061 aluminium, hydroforming, internal cable routing, thru axle **Framesize** S/M/L **Fork** BULLS LYTRO 35 Supreme SL Air LOR, Boost 120 mm **Shock** SR SUNTOUR Edge TR LOR8 120 mm **Gearshift** SHIMANO Deore RD-M5100 shadow+ **Gear** derailleur gear | 11-speed **Crankset** FSA 165 mm **Cassette** SHIMANO Deore 11-speed, 11-51T **Brakes** SHIMANO BR-MT420/410 hydraulic disc 203 mm Center Lock | 180 mm Center Lock **Handlebar** BULLS Sport-SL double butted riserbar **Stem** MTB-i, CCS Slot Mount ready **Seatpost** LIMOTEC Alpha 1, 30,9 / S 75 mm, M 100 mm, L 125 mm **Saddle** SELLE ROYAL Vivo Ergo **Rims** RYDE Disc 30, tubeless ready **Tires** SCHWALBE Wicked Will Performance folding 65-584 **Pedal** BULLS MTB **Front light** MonkeyLink Connect (lighting not included) **Rear light** MonkeyLink Connect (lighting not included)

AMINGA EVA 3

sand storm matt
836-58637

625 Wh

27,5



Drive Unit Bosch Performance Line CX (Smart System) 25/85 Nm **Charger** Bosch 4A **Display** Bosch LED Remote **Frame** 6061 aluminium, hydroforming, internal cable routing, thru axle **Framesize** XS/S/M/L **Fork** BULLS LYTRO 34 Air LOR, Boost 120 mm **Gearshift** SHIMANO Deore RD-M6100 shadow+ **Gear** derailleur gear | 12-speed **Shifter** SHIMANO Deore SL-M6100, rapidfire+ **Crankset** FSA 165 mm **Cassette** SHIMANO Deore 12-speed, 10-51T **Brakes** SHIMANO BR-MT420 hydraulic disc brake 203 mm Center Lock | 180 mm Center Lock **Handlebar** BULLS Sport-SL double butted riserbar **Stem** MTB-i, CCS Slot Mount ready **Seatpost** BULLS aluminium **Saddle** SELLE ROYAL Vivo Ergo **Rims** RYDE Disc 30, tubeless ready **Tires** SCHWALBE Wicked Will Performance folding 65-584 **Front light** MonkeyLink Connect (lighting not included) **Rear light** MonkeyLink Connect (lighting not included)

AMINGA EVA 2

white
836-54137

625 Wh

27,5

AMINGA BOSCH



white
836-53937



white
836-53437



120 mm



BOSCH

Drive Unit Bosch Performance Line CX (Smart System) 25/85 Nm **Charger** Bosch 4A **Display** Bosch LED Remote **Frame** 6061 aluminium, hydroforming, internal cable routing **Framesize** Diamond XS/S/M/L, Trapeze XS/S/M/L, Wave XS/S/M/L **Fork** SR SUNTOUR XCR 32 Air LOR, Boost 120 mm **Gearshift** SHIMANO Deore RD-M5100 shadow+ **Gear** derailleur gear | 11-speed **Shifter** SHIMANO Deore SL-M5100 **Crankset** FSA 165 mm **Cassette** SHIMANO Deore 11s, 11-51T **Brakes** SHIMANO BR-MT200 hydraulic disc brake 180 mm Center Lock | 180 mm Center Lock **Handlebar** STYX Sport-SL double butted riserbar **Stem** MTB-SL, 3D forged, CCS Slot Mount ready **Seatpost** BULLS aluminium **Saddle** BULLS Sportive Ergo **Rims** RYDE Disc 30, tubeless ready **Tires** VEE TIRE Crown Gem 66-584 **Front light** MonkeyLink Connect (lighting not included) **Rear light** MonkeyLink Connect (lighting not included)



AMINGA EVA 1

AMINGA BOSCH

dark petrol matt
836-51837

625 Wh



120 mm



BOSCH

Drive Unit Bosch Performance Line CX (Smart System) 25/85Nm **Charger** Bosch 4A **Display** BOSCH LED Remote **Frame** 6061 aluminium, hydroforming, internal cable routing **Framesize** XS/S/M/L **Fork** SR SUNTOUR XCM 32 LOR 120 mm **Gearshift** SHIMANO Deore RD-M5120 shadow+ **Gear** derailleur gear | 10-speed **Shifter** SHIMANO Deore SL-M4100 **Crankset** FSA 165 mm **Cassette** SHIMANO Deore 10-fach, 11-46T **Brakes** TEKTRO HD-M276 hydraulische Scheibenbremse 180 mm / 6-Bolt 180 mm / 6-Bolt **Handlebar** STYX Sport-SL double butted Riserbar **Stem** MTB-S, CCS Slot Mount ready **Seatpost** BULLS Aluminium **Saddle** BULLS Sportive Ergo **Rims** RYDE Disc 30, tubeless ready **Tires** SUPERO Edge Anti-Puncture 66-584 **Front light** MonkeyLink Connect (lighting not included) **Rear light** MonkeyLink Connect (lighting not included)

ICONIC BOSCH





Weitere Informationen zu
unseren E-Bikes findest Du hier.
Here you will find further
informations on our E-Bikes.



ICONIC EVO TR 2 ABS

black matt, metallic aventurine
524801920741

750 Wh

27,5



Drive Unit Bosch Performance Line CX (Smart System) 25/85 Nm **Charger** 2 A charger **Display** Bosch KIOX 300 **Frame** 6061 aluminium, hydroforming, internal cable routing, thru axle **Framesize** S/M/L/XL **Fork** BULLS LYTRO 36 Supreme SL Boost 120 mm **Shock** SR SUNTOUR Edge LOR8 Trunnion Mount 120 mm **Gearshift** SHIMANO Cues RD-U6000 **Gear** derailleur gear | 11-speed **Shifter** SHIMANO Cues SL-U6000 **Crankset** FSA 165 mm **Cassette** SHIMANO CS-LG400-11 11-50T **Brakes** TRP HD-M843A Trail Evo ABS hydraulic disc brake TRP RC02E 203 mm Center Lock | TRP RC02E 203 mm Center Lock **Handlebar** ZECURE Sport-SL **Stem** BULLS SUVi, CCS Slot Mount ready **Seatpost** LIMOTEC Alpha 1, 30,9 / S 75 mm, M, L 100 mm, XL 125 mm + SL-MT500-IL for I-spec EV **Saddle** BULLS Iconic SUV **Rims** BULLS DDM-30 **Tires** SUPERO All Ground Anti-Puncture 62-584 **Fenders** aluminium mudguard **Front light** FUXON FF-100 EB, 100 Lux LED with sensor and daylight **Rear light** FUXON R-Glow S EB, with COB technology **Carrier** MonkeyLoad Basic

ICONIC BOSCH

ICONIC EVO TR 1

summit lake blue matt, emerald green matt
837-61441

750 Wh

27,5



PraxisTest 2022
velomotion.de

KATEGORIE
E-MTB vollgefedert

BULLS
Iconic EVO TR1

SEHR GUT
November 2022

velomotion

Model 2023 checked

 **BOSCH**



120 mm



120 mm

Drive Unit Bosch Performance Line CX (Smart System) 25/85 Nm **Charger** Bosch 4A **Display** Bosch Intuvia 100 **Frame** 6061 aluminium, hydroforming, internal cable routing, thru axle **Framesize** S/M/L/XL **Fork** BULLS LYTRO 34 Air LOR, Boost 120 mm **Shock** SR SUNTOUR Edge TR LOR8 120 mm **Gearshift** SHIMANO Deore RD-M5120 shadow+ **Gear** derailleur gear | 10-speed **Shifter** SHIMANO Deore SL-M4100 with I-Spec EV **Crankset** FSA **Cassette** SHIMANO Deore 10s 11-46T **Brakes** SHIMANO BR-MT420 hydraulic disc brake 203 mm Center Lock | 180 mm Center Lock **Handlebar** ZECURE Sport-SL **Stem** SUVi, CCS Slot Mount Ready **Seatpost** LIMOTEC Alpha 1, 30,9 / S 75 mm, M, L 100 mm, XL 125 mm **Saddle** Iconic SUV **Rims** RYDE Disc 30, tubeless ready **Tires** SUPERO All Ground Anti-Puncture 62-584 **Fenders** aluminium mudguard **Front light** FUXON FF-100 EB, 100 Lux LED **Rear light** FUXON R-Glow S EB, with COB technology **Carrier** MonkeyLoad Basic

ICONIC EVO 2

black, black matt
836-56541

625 Wh

27,5



black,
black matt
836-56141



Drive Unit Bosch Performance Line CX (Smart System) 25/85 Nm **Charger 2 A** charger **Display** Bosch Purion 200 **Frame** 6061 aluminium, hydroforming, internal cable routing **Framesize** Diamond S/M/L/XL/XXL, Wave S/M/L/XL **Fork** SR SUNTOUR XCM32-ATB DS NLO Coil 100 mm **Gearshift** SHIMANO Cues RD-U6000 **Gear** derailleur gear | 11-speed **Shifter** SHIMANO Cues SL-U6000 **Crankset** FSA 165 mm **Cassette** SHIMANO CS-LG400-11 11-50T **Brakes** SHIMANO BR-MT200 hydraulic disc brake SHIMANO SM-RT30 CL 180 mm | SHIMANO RT-EM300 CL 180 mm **Handlebar** STYX Sport-SL riserbar **Stem** Ahead stem adjustable **Seatpost** LIMOTEC Alpha 3 suspension (40 mm) Dropper Post (S 40 mm, M, L 80 mm, XL, XXL 100 mm) **Saddle** BULLS Iconic SUV **Rims** BULLS DDM-30 **Tires** SUPERO All Ground Anti-Puncture 62-584 **Fenders** aluminium mudguard **Front light** FUXON FS-70 EB, 70 Lux LED with sensor and daylight **Rear light** FUXON R-Glow S EB, with COB technology **Carrier** MonkeyLoad Basic

ICONIC EVO 1

summit lake blue matt
836-54641

625 Wh



ICONIC BOSCH



summit lake
blue matt
836-55041



100 mm



Drive Unit Bosch Performance Line CX (Smart System) 25/85 Nm **Charger** Bosch 4A **Display** Bosch Intuvia 100 **Frame** 6061 aluminium, hydroforming, internal cable routing **Framesize** Diamond S/M/L/XL/XXL, Wave S/M/L/XL **Fork** SR SUNTOUR NVX-30 100 mm **Gearshift** SHIMANO Deore RD-M5120 shadow+ **Gear** derailleur gear | 10-speed **Shifter** SHIMANO Deore SL-M4100 **Crankset** FSA **Cassette** SHIMANO Deore 10-speed, 11-42T **Brakes** SHIMANO BR-MT200 hydraulic disc brake 180 mm Center Lock | 180 mm Center Lock **Handlebar** STYX Sport-SL double butted riserbar **Stem** Ahead Vorbau verstellbar **Seatpost** LIMOTEC Alpha 3 suspension (40 mm) Dropper Post (S 40 mm, M, L 80 mm, XL, XXL 100 mm) **Saddle** Iconic SUV **Rims** RYDE Disc 30, tubeless ready **Tires** SUPERO All Ground Anti-Puncture 62-584 **Fenders** aluminium mudguard **Front light** FUXON FS-50 EB, 50 Lux LED **Rear light** FUXON R-Glow S EB, with COB technology **Carrier** MonkeyLoad Basic

CROSS EVO BOSCH





Weitere Informationen zu
unseren E-Bikes findest Du hier.
Here you will find further
informations on our E-Bikes.

CROSS LITE EVO FS10

pro blue matt
837-78540

750 Wh



Drive Unit Bosch Performance Line CX (Smart System) 25/85 Nm **Charger** Bosch 4A **Display** Bosch Intuvia 100 Bosch LED Remote
Frame 6061 aluminium, hydroforming, internal cable routing, thru axle **Framesize** Wave S/M/L **Fork** BULLS LYTRO 34 Air LOR, Boost 100 mm
Shock SR SUNTOUR Edge TR LOR8 85 mm **Gearshift** SHIMANO Deore RD-M5120 shadow **Gear** derailleur gear | 10 speed **Cassette** SHIMANO
Deore 10-speed, 11-46T **Brakes** SHIMANO BR-MT200/410 180 mm Center Lock | 180 mm Center Lock **Handlebar** ZECURE Sport-SL **Stem** SUV-S,
CCS Slot Mount ready **Seatpost** LIMOTEC Alpha 1, 34,9 / S 100 mm, M 125 mm, L 150 mm, XL 150 mm **Saddle** ZECURE Comfort **Rims** RYDE Disc
30, tubeless ready **Tires** SUPERO All Ground Anti-Puncture 62-622 28 x 2.45 **Pedal** Urban pedal with griptape **Front light** FUXON FS-50 EB,
50 Lux LED **Rear light** FUXON R-Glow S EB, mit COB Technologie

CROSS LITE EVO 3

nano grey
837-77345

750 Wh



CROSS EVO BOSCH



nano grey
837- 77745



nano grey
837-78145



Drive Unit Bosch Performance Line CX (Smart System) 25/85 Nm **Charger** Bosch 4A **Display** Bosch Intuvia 100 Bosch System Controller and Mini-Remote **Frame** 6061 aluminium, hydroforming, internal cable routing **Framesize** Diamond S/M/L/XL, Trapeze S/M/L, Wave S/M/L **Fork** SR SUNTOUR Mobie-25 Air LOR 100 mm **Gearshift** SHIMANO Deore XT RD-M8100 shadow+ **Gear** derailleur gear | 12-speed **Shifter** SHIMANO SLX SL-M7100, rapidfire+ **Crankset** FSA **Cassette** SHIMANO SLX 12-speed 10-51T **Brakes** SHIMANO BR-MT420 hydraulic disc brake 180 mm Center Lock | 180 mm Center Lock **Handlebar** ZECURE Sport-SL **Stem** SUVi, CCS **Seatpost** BULLS aluminium **Saddle** ZECURE Comfort Men / Comfort Women / Comfort Plus **Rims** XC-21 Evo, tubeless ready **Tires** SCHWALBE Marathon Almotion Performance RaceGuard 55-622 **Fenders** SKS PET A65 **Front light** FUXON FF-100 EB, 100 Lux LED **Rear light** FUXON R-Glow S EB, with COB technology **Carrier** MonkeyLoad Basic

CROSS LITE EVO 2

pro blue matt
836-76745

625 Wh

28



pro blue matt
836-77145



pro blue matt
836-76345



Drive Unit Bosch Performance Line CX (Smart System) 25/85 Nm **Charger** Bosch 4A **Display** Bosch Intuvia 100 Bosch System Controller and Mini-Remote **Frame** 6061 aluminium, hydroforming, internal cable routing **Framesize** Diamond S/M/L/XL, Trapeze S/M/L, Wave S/M/L **Fork** SR SUNTOUR Mobie-25 Air LOR 100 mm **Gearshift** SHIMANO Deore XT RD-M8130 LINKGLIDE **Gear** derailleur gear | 11-speed **Shifter** SHIMANO XT SL-M8130-R, rapidfire+ **Crankset** FSA **Cassette** SHIMANO XT LINKGLIDE 11-speed 11-50T **Brakes** SHIMANO BR-MT200 hydraulic disc brake 180 mm Center Lock | 180 mm Center Lock **Handlebar** ZECURE Sport-SL **Stem** SUV-S, CCS Slot Mount ready **Seatpost** BULLS aluminium **Saddle** ZECURE Comfort Men / Comfort Women / Comfort Plus **Rims** XC-21 Evo, tubeless ready **Tires** SCHWALBE Marathon Almotion Perf RaceGuard 55-622 **Fenders** SKS PET A65 **Front light** FUXON FF-100 EB, 100 Lux LED **Rear light** FUXON R-Glow S EB, with COB technology **Carrier** MonkeyLoad Basic

CROSS LITE EVO 2

black
837-76645

750 Wh



CROSS EVO BOSCH



black
837-77045



black
837-76245



100 mm



Drive Unit Bosch Performance Line CX (Smart System) 25/85 Nm **Charger** Bosch 4A **Display** Bosch Intuvia 100 Bosch System Controller and Mini-Remote **Frame** 6061 aluminium, hydroforming, internal cable routing **Framesize** Diamond S/M/L/XL, Trapeze S/M/L, Wave S/M/L **Fork** SR SUNTOUR Mobie-25 Air LOR 100 mm **Gearshift** SHIMANO Deore XT RD-M8130 LINKGLIDE **Gear** derailleur gear | 11-speed **Shifter** SHIMANO XT SL-M8130-R, rapidfire+ **Crankset** FSA **Cassette** SHIMANO XT LINKGLIDE 11-speed 11-50T **Brakes** SHIMANO BR-MT200 hydraulic disc brake 180 mm Center Lock | 180 mm Center Lock **Handlebar** ZECURE Sport-SL **Stem** SUV-S, CCS Slot Mount ready **Seatpost** BULLS aluminium **Saddle** ZECURE Comfort Men / Comfort Women / Comfort Plus **Rims** XC-21 Evo, tubeless ready **Tires** SCHWALBE Marathon Almotion Perf RaceGuard 55-622 **Fenders** SKS PET A65 **Front light** FUXON FF-100 EB, 100 Lux LED **Rear light** FUXON R-Glow S EB, with COB technology **Carrier** MonkeyLoad Basic



CROSS LITE EVO 1

light grey
835-75845

500 Wh

28



light grey
835-75045



75mm



BOSCH

Drive Unit Bosch Performance Line CX (Smart System) 25/85 Nm **Charger** Bosch 4A **Display** Bosch Intuvia 100 Bosch System Controller and Mini-Remote **Frame** 6061 aluminium, hydroforming, internal cable routing **Framesize** Diamond S/M/L/XL, Trapeze S/M/L, Wave S/M/L **Fork** SR SUNTOUR NCX-32-D LO 75 mm **Gearshift** SHIMANO Alivio RD-M3100 shadow **Gear** derailleur gear | 9-speed **Shifter** SHIMANO Alivio SL-M3100 **Crankset** FSA **Cassette** SHIMANO CS-HG200-9, 11-36T **Brakes** TEKTRO HD-T280 hydraulic disc brake 180 mm 6-bolt | 180 mm 6-bolt **Handlebar** MTB riserbar **Stem** SUV-S, CCS Slot Mount ready **Seatpost** BULLS aluminium **Saddle** Selle Royal Essenza Plus **Rims** DDM-2 **Tires** SUPERO Optima Safe Anti-Puncture 55-622 **Fenders** SKS PET A65 **Front light** FUXON FS-50 EB, 50 Lux LED **Rear light** FUXON RZ100, with COB technology **Carrier** MonkeyLoad Basic

CROSS RIDER EVO 2

grey matt, black, metallic petrol
657-44645

750 Wh



grey matt, black,
metallic petrol
657-45045



grey matt, black,
metallic petrol
657-44245



100 mm

Drive Unit Bosch Performance Line CX (Smart System) 25/85 Nm **Charger** 4A **Display** LED Remote **Frame** aluminium 6061, internal cable routing **Framesize** Diamond S/M/L/XL, Trapeze & Wave S/M/L **Fork** SR SUNTOUR XCR-32 LOR Air CTS 29 Zoll, 100 mm **Gearshift** SRAM SX Eagle RD-SX-1-B1 **Gear** 12 speed **Crankset** FSA 170 mm **Cassette** SRAM SX Eagle 11-50T **Brakes** TEKTRO HD-T390, hydraulic disc, 180/180 mm **Handlebar** BULLS MTB Alloy, Dia 31,8 mm, Diamond: 740 mm, Trapeze/Wave: 720 mm, 25 mm raise, 9° back swept **Stem** SUVi, CCS Slot Mount ready and internal cable routing **Seatpost** STYX 10 mm offset **Saddle** Comodoro **Rims** BULLS DDM-2 **Tires** SCHWALBE G-One Allround Performance DD 57-622/29 x 2,25 **Pedals** Wellgo C-098DU black body **Front light** Fuxon FS-70EB, 70 Lux **Rear light** Fuxon RL-Mini-EB Clip

CROSS EVO

petrol matt, light grey matt
657-38245

750 Wh



petrol matt,
light grey matt
657-37745



Drive Unit Bosch Performance Line CX (Smart System) 25/85 Nm **Charger** 4A **Display** LED Remote **Frame** aluminium 6061
Framesize Diamond S/M/L/XL, Trapeze & Wave S/M/L **Fork** SR SUNTOUR NVX-30 DS HLO Coil, 100 mm **Gearshift** SHIMANO Alivio RD-M3100
Gear 9-speed **Crankset** FSA 170 mm **Cassette** SHIMANO CS-HG200, 11-36T **Brakes** TEKTRO HD-T275, mechanical disc, 180/180 mm
Handlebar STYX W:740/720 **Stem** MTB-SL, CCS **Seatpost** STYX **Saddle** Comodoro **Rims** STYX DDM-2 **Tires** SCHWALBE Smart Sam K-Guard,
57-622 **Pedals** Wellgo C-098DU black body **Front light** FS-30 EB **Rear light** RL-Mini-EB, mounted on carrier **Carrier** MonkeyLoad Basic

CROSS FLYER EVO 2

light emerald-matt
524803080645

625 Wh



CROSS EVO BOSCH



light emerald-matt
524803040645



nano grey
524803010645



100 mm




Drive Unit Bosch Performance Line CX (Smart System) 25/85 Nm **Charger** 2 A charger **Display** Bosch Purion 200 **Frame** 6061 aluminium, hydroforming, internal cable routing **Framesize** Diamond S/M/L/XL, Trapeze S/M/L, Wave S/M/L **Fork** SR SUNTOUR NVX30-30 DS NLO Coil 100 mm **Gearshift** SHIMANO Cues RD-U4000 **Gear** derailleur gear | 9-speed **Shifter** SHIMANO Cues SL-U4000 **Crankset** SHIMANO CS LG300-9 11-41T **Brakes** TEKTRO HD-M280 hydraulic disc brake TEKTRO TR180 6-bolt | TEKTRO TR 180 mm 6-bolt **Handlebar** BULLS Sport-SL **Stem** BULLS MTB-S CCS Slot Mount ready **Seatpost** BULLS aluminium 30,9 mm **Saddle** BULLS Sportive Ergo **Rims** BULLS DDM-22 **Tires** SCHWALBE Smart Sam Performance 57-622 **Fenders** SKS Velo MTB **Front light** FUXON FS-50 EB, 50 Lux LED with sensor and daylight **Rear light** FUXON R-60, LED **Carrier** MonkeyLoad Basic

TOURER

FIT PANASONIC





Weitere Informationen zu
unseren E-Bikes findest Du hier.
Here you will find further
informations on our E-Bikes.


TOURER EVO 11 SPEED

black matt
689-21745

925 Wh

28

45 KM/H



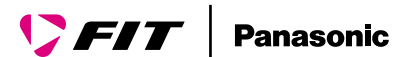
black matt
689-22545



black matt
689-22145



75mm



Drive Unit Panasonic FIT GX Ultimate Speed 95 Nm **Charger** FIT 4A **Display** FIT Comfort **Frame** 6061 aluminium, hydroforming, internal cable routing **Framesize** Diamond S/M/L/XL, Trapeze S/M/L, Wave S/M/L **Fork** SR SUNTOUR Mobie 25 Air LOR DS 75 mm **Gearshift** SHIMANO Deore XT LinkGlide RD-M8130 shadow+ **Gear** derailleur gear | 11-speed **Cassette** SHIMANO CS-LG500-11, 11-50T **Brakes** MAGURA MT5e/MT4e 180 mm / 6-Bolt | 180 mm / 6-Bolt **Handlebar** ZECURE Trekking **Stem** ZECURE ALL-Up 2.0, hight/angle adjust, 90° twist function **Seatpost** SR SUNTOUR NCX suspension **Saddle** ZECURE Comfort Men **Rims** RYDE Taurus 2000 **Tires** SCHWALBE Marathon E Plus 55-622 28 x 2,15 **Pedal** Wellgo C-211 with sandpaper **Front light** SUPERNOVA M99 Mini Pure 45 **Rear light** SUPERNOVA M99 **Carrier** MonkeyLoad Strong¹

TOURER EVO 10

metallic off-white, black matt
689-21045

925 Wh



TOURER FIT PANASONIC



black chrome,
black matt
689-20550



metallic off-white,
black matt
689-21445



75 mm



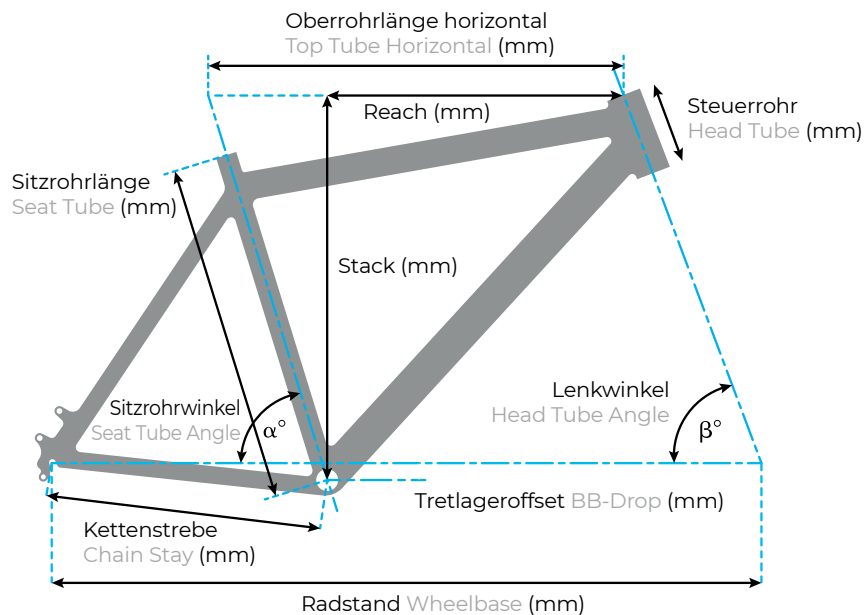
Drive Unit FIT GX Ultimate Eco² (75 Nm) **Charger** Bosch 4A **Display** FIT Comfort **Frame** aluminium 6061, internal cable routing **Framesize** Diamond + Trapeze S/M/L/XL, Wave S/M/L **Fork** SR SUNTOUR Mobie-25 LOR Air 1,5 Zoll, 75 mm **Gearshift** SHIMANO Deore RD-M5130-GS **Gear** derailleur gear | 10-speed **Crankset** Samox L:9 / R:5 **Cassette** SHIMANO CS-LG600-10, 11-43T LinkGlide **Brakes** SHIMANO BR-MT200, 180/160 mm **Handlebar** ZECURE Trekking **Stem** ZECURE ALL-Up 2.0, hight/angle adjust, 90° twist function **Seatpost** SR SUNTOUR NCX suspension **Saddle** ZECURE Comfort Women **Hubs** HB-MT400/FH-M3050QR **Rims** Ryde Taurus 2000 **Tires** SCHWALBE Marathon E Plus 55-622 **Pedals** Wellgo C-211 with sandpaper **Front light** FUXON FF-100 EB, 100 Lux **Rear light** FUXON R-Glow **Carrier** MonkeyLoad Strong¹

² Software Update gegen Aufpreis auf bis zu 75 Nm möglich. / Software update up to 75 Nm possible at extra cost.

GEOMETRIES

GRINDER 2





**Wild Edge
Wild Edge Team**

Rahmengröße	M	L	XL
Sitzrohrlänge	440	480	540
Oberrohr	612	630	653
Steuerrohr	100	110	140
Radstand	1139	1158	1184,5
Kettenstrebe	432	432	432
Sitzwinkel	74	74	74
Lenkwinkel	68	68	68
Tretlageroffset	40	40	40
Stack	585	595	623
Reach	444	459	474

Wild Edge Trail

Rahmengröße	M	L	XL
Sitzrohrlänge	440	480	540
Oberrohr	614	631	655
Steuerrohr	100	110	140
Radstand	1145	1164	1191t
Kettenstrebe	432	432	432
Sitzwinkel	73,3	73,3	73,3
Lenkwinkel	67,3	67,3	67,3
Tretlageroffset	34,5	34,5	34,5
Stack	591	600	628
Reach	437	452	466

**Wild Ronin
Wild Ronin RS Wild Ronin Team**

Rahmengröße	S	M	L	XL
Sitzrohrlänge	410	440	480	510
Oberrohr	582	603	625	647
Steuerrohr	110	110	120	130
Radstand	1173	1193	1217	1241
Kettenstrebe	436	436	436	436
Sitzwinkel	76	76	76	76
Lenkwinkel	66,5	66,5	66,5	66,5
Tretlageroffset	30	30	30	30
Stack	612	612	621	631
Reach	430	450	470	490

Copperhead FSX 1

Rahmengröße	S	M	L	XL
Sitzrohrlänge	410	440	480	510
Oberrohr	582	603	625	647
Steuerrohr	110	110	120	130
Radstand	1173	1193	1218	1241
Kettenstrebe	436	436	436	436
Sitzwinkel	76	76	76	76
Lenkwinkel	66,5	66,5	66,5	66,5
Tretlageroffset	30	30	30	30
Stack	612	612	621	631
Reach	429	450	470	490

**Wild Creed RS
Wild Creed Team**

Rahmengröße	M	L	XL
Sitzrohrlänge	440	470	500
Oberrohr	610	632	654
Steuerrohr	105	115	125
Radstand	1203	1228	1252
Kettenstrebe	436	436	436
Sitzwinkel	75,5	75,5	75,5
Lenkwinkel	65,5	65,5	65,5
Tretlageroffset	25	25	25
Stack	618	627	636
Reach	450	470	490

Black Adder Trail

Rahmengröße	S	M	L	XL
Sitzrohrlänge	410	440	480	540
Oberrohr	601	616	635	655
Steuerrohr	95	100	110	140
Radstand	1111	1129	1149	1173
Kettenstrebe	430	430	430	430
Sitzwinkel	73,3	73,3	73,3	73,3
Lenkwinkel	68,3	68,3	68,3	68,3
Tretlageroffset	60	55	55	50
Stack	616	616	625	648
Reach	416	431	448	461

Black Adder RS
Black Adder Team

Rahmengröße	S	M	L	XL
Sitzrohrlänge	410	440	480	540
Oberrohr	599	614	633	653
Steuerrohr	95	100	110	140
Radstand	1106	1123	1143	1168
Kettenstrebe	430	430	430	430
Sitzwinkel	74	74	74	74
Lenkwinkel	69	69	69	69
Tretlageroffset	65	60	60	55
Stack	611	610	620	643
Reach	424	439	455	469

Bushmaster S
Bushmaster RS

Rahmengröße	S	M	L	XL
Sitzrohrlänge	410	440	480	540
Oberrohr	599	614	633	653
Steuerrohr	95	100	110	140
Radstand	1113	1131	1151	1175
Kettenstrebe	430	430	430	430
Sitzwinkel	74	74	74	74
Lenkwinkel	69	69	69	69
Tretlageroffset	65	60	60	55
Stack	611	610	620	643
Reach	424	439	455	469

Copperhead 1 29
Copperhead 2 29

Rahmengröße	S	M	L	XL	XXL
Sitzrohrlänge	400	440	490	530	600
Oberrohr	595	615	635	655	675
Steuerrohr	100	100	110	135	180
Radstand	1107	1130	1151	1173	1193
Kettenstrebe	435	435	435	435	435
Sitzwinkel	74	74	74	74	74
Lenkwinkel	69	69	69	69	69
Tretlageroffset	65	60	60	60	60
Stack	613	608	617	640	682
Reach	419	441	458	471	479

Copperhead 3 29
Copperhead 3S 29

Copperhead 2 27,5

Rahmengröße	S	M	L	XL
Sitzrohrlänge	400	440	490	530
Oberrohr	595	615	635	655
Steuerrohr	100	110	135	180
Radstand	1107	1130	1151	1173
Kettenstrebe	425	425	425	425
Sitzwinkel	74	74	74	74
Lenkwinkel	68,5	68,5	68,5	68,5
Tretlageroffset	45	40	40	40
Stack	579	583	606	648
Reach	429	448	461	469

Bushtail 29

Rahmengröße	S	M	L	XL
Sitzrohrlänge	410	460	510	560
Oberrohr	590	610	630	650
Steuerrohr	100	100	115	140
Radstand	1124	1146	1167	1189
Kettenstrebe	455	455	455	455
Sitzwinkel	73,5	73,5	73,5	73,5
Lenkwinkel	69	69	69	69
Tretlageroffset	65	60	60	60
Stack	612	607	621	645
Reach	409	430	446	459

Sharptail 3 29

Rahmengröße	S	M	L	XL	XXL
Sitzrohrlänge	410	460	510	560	600
Oberrohr	585	605	625	645	655
Steuerrohr	100	100	120	145	190
Radstand	1107	1118	1132	1149	1160
Kettenstrebe	455	455	460	460	460
Sitzwinkel	73,5	73	72,5	72	72
Lenkwinkel	69,5	70	70,5	70,5	70,5
Tretlageroffset	65	60	60	55	55
Stack	611	608	629	648	690
Reach	404	419	427	434	431

Sharptail 2 27,5
Sharptail 3 27,5

Rahmengröße	S	M	L	XL
Sitzrohrlänge	410	460	510	560
Oberrohr	575	595	615	635
Steuerrohr	100	120	145	175
Radstand	1085	1109	1130	1155
Kettenstrebe	440	440	440	440
Sitzwinkel	73	73	73	73
Lenkwinkel	69	69	69	69
Tretlageroffset	45	40	40	35
Stack	571	585	608	631
Reach	400	416	429	442

Aminga 1 27,5
Aminga 3 27,5

Rahmengröße	XS	S	M	L
Sitzrohrlänge	370	400	440	490
Oberrohr	560	585	605	610
Steuerrohr	90	100	115	135
Radstand	1066	1094	1115	1122
Kettenstrebe	425	425	425	425
Sitzwinkel	74	74	74	74
Lenkwinkel	69	69	69	69
Tretlageroffset	45	40	40	40
Stack	571	576	590	608
Reach	369	420	436	436

Zarena 2 27,5
Zarena Street 2

Rahmengröße	XS	S	M	L
Sitzrohrlänge	370	410	460	510
Oberrohr	565	570	580	590
Steuerrohr	105	105	115	130
Radstand	1075	1080	1093	1104
Kettenstrebe	440	440	440	440
Sitzwinkel	73	73	73	73
Lenkwinkel	69	69	69	69
Tretlageroffset	45	45	40	40
Stack	576	576	580	594
Reach	389	394	403	408

Sharptail Street 3 27,5

Rahmengröße	S	M	L	XL
Sitzrohrlänge	410	460	510	560
Oberrohr	575	595	615	635
Steuerrohr	100	120	145	175
Radstand	1085	1109	1130	1155
Kettenstrebe	440	440	440	440
Sitzwinkel	73	73	73	73
Lenkwinkel	69	69	69	69
Tretlageroffset	45	40	40	35
Stack	571	585	608	631
Reach	400	416	429	442

Copperhead Street

Rahmengröße	S	M	L	XL	XXL
Sitzrohrlänge	400	440	490	530	600
Oberrohr	595	615	635	655	675
Steuerrohr	100	100	110	135	180
Radstand	1132	1154	1175	1197	1221
Kettenstrebe	460	460	460	460	460
Sitzwinkel	74	74	74	74	74
Lenkwinkel	69	69	69	69	69
Tretlageroffset	65	60	60	60	60
Stack	613	608	617	640	682
Reach	419	441	458	471	479

Duro DJ Pro

Rahmengröße	M
Sitzrohrlänge	315
Oberrohr	608
Steuerrohr	105
Radstand	1050
Kettenstrebe	348
Sitzwinkel	71
Lenkwinkel	68,5
Tretlageroffset	20
Stack	554
Reach	417

Duro DJ

Rahmengröße	M	L
Sitzrohrlänge	320	360
Oberrohr	549	577
Steuerrohr	100	110
Radstand	1042	1071
Kettenstrebe	400	400
Sitzwinkel	74	74
Lenkwinkel	68,5	68,5
Tretlageroffset	20	20
Stack	547	556
Reach	392	418

Tokee Ultra Lite 26

Sitzrohrlänge	320
Oberrohr	540
Steuerrohr	80
Radstand	1032
Kettenstrebe	420
Sitzwinkel	73
Lenkwinkel	68
Tretlageroffset	50
Stack	529
Reach	378

Tokee Lite 24
Tokee Ultra Lite 24

Sitzrohrlänge	310
Oberrohr	480
Steuerrohr	100
Radstand	935
Kettenstrebe	410
Sitzwinkel	72
Lenkwinkel	70
Tretlageroffset	40
Stack	478
Reach	325

Tokee Lite 20
Tokee Ultra Lite 20

Sitzrohrlänge	250
Oberrohr	430
Steuerrohr	100
Radstand	821
Kettenstrebe	340
Sitzwinkel	71
Lenkwinkel	69
Tretlageroffset	20
Stack	403
Reach	291

Tokee Lite 16

Sitzrohrlänge	210
Oberrohr	380
Steuerrohr	100
Radstand	696
Kettenstrebe	290
Sitzwinkel	68
Lenkwinkel	68
Tretlageroffset	0
Stack	325
Reach	249

Tokee Disc 24

Sitzrohrlänge	300
Oberrohr	490
Steuerrohr	80
Radstand	963
Kettenstrebe	410
Sitzwinkel	72
Lenkwinkel	68
Tretlageroffset	45
Stack	517
Reach	322

Tokee Disc 20

Sitzrohrlänge	250
Oberrohr	440
Steuerrohr	80
Radstand	840
Kettenstrebe	340
Sitzwinkel	71
Lenkwinkel	68
Tretlageroffset	20
Stack	427
Reach	293

Tokee 24

Rahmengröße	Boy	Girl
Sitzrohrlänge	320	320
Oberrohr	500	500
Steuerrohr	120	120
Radstand	970	970
Kettenstrebe	410	410
Sitzwinkel	73	73
Lenkwinkel	70	70
Tretlageroffset	45	45
Stack	538	538
Reach	336	336

Tokee 20
Tokee Street 20

Rahmengröße	Boy	Girl
Sitzrohrlänge	280	280
Oberrohr	450	450
Steuerrohr	100	100
Radstand	875	875
Kettenstrebe	365	365
Sitzwinkel	73	73
Lenkwinkel	70	70
Tretlageroffset	20	20
Stack	430	430
Reach	319	319

Tokee Street 24

Rahmengröße	Boy	Girl
Sitzrohrlänge	320	320
Oberrohr	500	500
Steuerrohr	120	120
Radstand	972	972
Kettenstrebe	412	412
Sitzwinkel	73	73
Lenkwinkel	70	70
Tretlageroffset	45	45
Stack	538	538
Reach	336	336

Alpine Hawk 1
Alpine Hawk 3 Di2

Rahmengröße	XS	S	M	L	XL	XXL
Sitzrohrlänge	470	510	540	560	580	600
Oberrohr	514	527	541	556	575	588
Steuerrohr	135	154	173	185	205	225
Radstand	990	995	991	1009	1010	1022
Kettenstrebe	410	410	410	410	412	414
Sitzwinkel	75,25	75	74,5	74,5	73,5	73,25
Lenkwinkel	70	71	72,5	72,5	73,25	73,25
Tretlageroffset	80	75	72,5	72,5	70	70
Stack	549	565	586	598	617	636
Reach	370	376	378	390	392	396

Alpine Hawk Team Di2

Harrier Disc 2

Rahmengröße	XS	S	M	L	XL	XXL
Sitzrohrlänge	470	510	540	560	580	600
Oberrohr	514	527	541	556	571	588
Steuerrohr	135	154	173	185	205	225
Radstand	994	1001	997	1003	1010	1024
Kettenstrebe	415	415	415	415	415	415
Sitzwinkel	75,25	75	74,5	74	73,5	73,25
Lenkwinkel	70	71	72,5	73	73,25	73,25
Tretlageroffset	80	75	72,5	70	70	70
Stack	548	556	586	597	617	636
Reach	368	376	378	385	388	397

Grinder 3

Rahmengröße	Gent				Trapez		
	S	M	L	XL	S	M	L
Sitzrohrlänge	450	470	510	550	450	470	510
Oberrohr	546	570	587	610	536	560	577
Steuerrohr	135	160	189	213	135	160	189
Radstand	1017	1042	1061	1085	1009	1034	1053
Kettenstrebe	420	420	420	420	420	420	420
Sitzwinkel	74	74	74	74	74	74	74
Lenkwinkel	71	71	71	71	71	71	71
Tretlageroffset	70	70	70	70	70	70	70
Stack	575	599	626	649	575	598	626
Reach	381	398	407	424	371	388	398

Daily Grinder 2

Rahmengröße	Gent				Trapez		
	S	M	L	XL	S	M	L
Sitzrohrlänge	450	470	510	550	450	470	510
Oberrohr	546	569	587	610	536	560	577
Steuerrohr	135	160	189	213	135	160	189
Radstand	1049	1074	1093	1117	1039	1065	1083
Kettenstrebe	450	450	450	450	450	450	450
Sitzwinkel	74	74	74	74	74	74	74
Lenkwinkel	71	71	71	71	71	71	71
Tretlageroffset	70	70	70	70	70	70	70
Stack	575	598	626	648	575	598	626
Reach	381	397	408	424	371	388	398

Machete Machete AXS

Trail Machete

Rahmengröße	S	M	L	XL
Sitzrohrlänge	450	470	510	550
Oberrohr	546	570	587	610
Steuerrohr	135	160	189	213
Radstand	1016	1041	1060	1084
Kettenstrebe	419	419	419	419
Sitzwinkel	74	74	74	74
Lenkwinkel	71	71	71	71
Tretlageroffset	70	70	70	70
Stack	575	599	626	649
Reach	381	398	407	424

Espresso Grinder

Rahmengröße	S	M	L	XL	XXL
Sitzrohrlänge	450	470	510	550	610
Oberrohr	576	600	617	640	620
Steuerrohr	135	160	189	213	160
Radstand	1049	1074	1093	1117	1116
Kettenstrebe	420	420	420	420	445
Sitzwinkel	74	74	74	74	73,5
Lenkwinkel	71	71	71	71	71
Tretlageroffset	70	70	70	70	55
Stack	575	598	626	648	638
Reach	411	428	438	454	431

Urban Copenhagen

Rahmengröße	Gent				Trapez		
	S	M	L	XL	S	M	L
Sitzrohrlänge	450	470	510	550	450	470	510
Oberrohr	570	585	600	615	560	575	590
Steuerrohr	135	150	180	210	130	150	170
Radstand	1065	1081	1097	1113	1055	1071	1087
Kettenstrebe	455	455	455	455	455	455	455
Sitzwinkel	73	73	73	73	73	73	73
Lenkwinkel	71	71	71	71	71	71	71
Tretlageroffset	70	70	70	70	70	70	70
Stack	580	594	623	651	575	594	613
Reach	393	403	410	416	384	393	403

Urban Cologne

Rahmengröße	Gent				Trapez		
	S	M	L	XL	S	M	L
Sitzrohrlänge	450	470	510	550	450	470	510
Oberrohr	570	585	600	615	560	575	590
Steuerrohr	135	150	180	210	130	150	170
Radstand	1071	1086	1102	1118	1060	1076	1092
Kettenstrebe	460	460	460	460	460	460	460
Sitzwinkel	73	73	73	73	73	73	73
Lenkwinkel	71	71	71	71	71	71	71
Tretlageroffset	70	70	70	70	70	70	70
Stack	580	594	623	651	575	594	613
Reach	393	403	410	416	384	393	403

W24

Rahmengröße	Gent				Trapez		
	S	M	L	XL	S	M	L
Sitzrohrlänge	480	540	580	610	440	480	540
Oberrohr	590	600	610	630	565	580	590
Steuerrohr	130	135	150	160	130	130	135
Radstand	1084	1095	1105	1126	1069	1074	1085
Kettenstrebe	445	445	445	445	445	445	445
Sitzwinkel	73,5	73,5	73,5	73,5	74,5	73,5	73,5
Lenkwinkel	71	71	71	71	71	71	71
Tretlageroffset	55	55	55	55	60	55	55
Stack	609	614	628	638	614	609	614
Reach	410	418	424	441	395	400	408

Cross Rider Street

Rahmengröße	Gent				Trapez		
	M	L	XL	XXL	S	M	L
Sitzrohrlänge	480	540	580	620	440	480	540
Oberrohr	590	600	615	630	580	590	600
Steuerrohr	130	135	155	175	130	130	135
Radstand	1098	1108	1124	1140	1086	1098	1108
Kettenstrebe	445	445	445	445	445	445	445
Sitzwinkel	73,5	73,5	73,5	73,5	73,5	73,5	73,5
Lenkwinkel	70	70	70	70	70	70	70
Tretlageroffset	55	55	55	55	60	55	55
Stack	614	619	637	656	618	614	619
Reach	408	417	426	436	397	408	417

VUCA EVO AM 1
VUCA EVO AM 2

Rahmengröße	S	M	L	XL
Sitzrohrlänge	410	440	480	540
Oberrohr	610	620	640	660
Steuerrohr	105	105	120	140
Radstand	1217	1227	1250	1273
Kettenstrebe	455	455	455	455
Sitzwinkel	75	75	75	75
Lenkwinkel	66	66	66	66
Tretlageroffset	30	30	30	30
Stack	626	626	640	658
Reach	442	452	472	484

VUCA EVO SPEED FSX1

Rahmengröße	Gent				Wave			
	S	M	L	XL	S	M	L	XL
Sitzrohrlänge	410	440	480	540	410	440	480	540
Oberrohr	610	610	635	660	610	610	635	660
Steuerrohr	105	120	130	140	160	160	160	180
Radstand	1204	1206	1233	1259	1212	1212	1237	1265
Kettenstrebe	470	470	470	470	470	470	470	470
Sitzwinkel	75	75	75	75	75	75	75	75
Lenkwinkel	67,5	67,5	67,5	67,5	67,5	67,5	67,5	67,5
Tretlageroffset	25	25	25	25	25	25	25	25
Stack	601	615	624	634	652	652	652	670
Reach	449	445	468	490	435	435	460	480
Durchstiegshöhe	-	-	-	-	457	457	457	457

Urban EVO 2

Rahmengröße	Gent				Trapez			
	S	M	L	XL	S	M	L	XL
Sitzrohrlänge	450	470	510	550	450	470	510	540
Oberrohr	570	585	600	615	560	575	590	660
Steuerrohr	135	150	180	210	130	150	170	180
Radstand	1070	1086	1102	1118	1059	1075	1090	1226
Kettenstrebe	460	460	460	460	460	460	460	455
Sitzwinkel	73	73	73	73	73	73	73	74
Lenkwinkel	71	71	71	71	71	71	71	67,5
Tretlageroffset	70	70	70	70	70	70	70	55
Stack	575	590	618	646	571	590	608	701
Reach	394	405	411	417	386	395	404	459
Durchstiegshöhe	-	-	-	-	438	438	438	438

Grinder EVO

Rahmengröße	S	M	L	XL
Sitzrohrlänge	450	470	510	550
Oberrohr	546	570	587	610
Steuerrohr	135	160	189	213
Radstand	1032	1057	1076	1100
Kettenstrebe	435	435	435	435
Sitzwinkel	74	74	74	74
Lenkwinkel	71	71	71	71
Tretlageroffset	70	70	70	70
Stack	575	599	626	649
Reach	381	398	407	424

SONIC EVO EN SL 1 SONIC EVO EN SL 2

Rahmengröße	S	M	L	XL
Sitzrohrlänge	410	440	470	510
Oberrohr	595	615	637	660
Steuerrohr	120	120	130	140
Radstand	1202	1223	1246	1271
Kettenstrebe	450	450	450	450
Sitzwinkel	74,5	74,5	74,5	74,5
Lenkwinkel	65	65	65	65
Tretlageroffset	23	23	23	23
Stack	635	635	644	653
Reach	420	441	460	481

SONIC EVO AM SL 1 SONIC EVO AM SL 3 SONIC EVO AM SL 2 SONIC EVO AM-SL I

Rahmengröße	S	M	L	XL
Sitzrohrlänge	410	440	470	510
Oberrohr	592	613	635	657
Steuerrohr	120	120	130	140
Radstand	1194	1214	1238	1262
Kettenstrebe	450	450	450	450
Sitzwinkel	75,5	75,5	75,5	75,5
Lenkwinkel	66	66	66	66
Tretlageroffset	30	30	30	30
Stack	628	628	637	646
Reach	430	450	470	490

SONIC EVO AM SX 1 SONIC EVO AM SX 2 SONIC EVA AM SX 1 SONIC EVO AM SX-I

Rahmengröße	S	M	L	XL
Sitzrohrlänge	400	440	470	510
Oberrohr	580	620	640	663
Steuerrohr	100	110	130	140
Radstand	1184	1218	1246	1270
Kettenstrebe	450	450	450	450
Sitzwinkel	75	75	75	75
Lenkwinkel	65,5	65,5	65,5	65,5
Tretlageroffset	37,5	37,5	37,5	37,5
Stack	624	633	650	669
Reach	420	450	470	490

SONIC EVO AM 4 29/27,5 SONIC EVO AM TEAM 29/27,5

Rahmengröße	S	M	L	XL
Sitzrohrlänge	410	440	470	510
Oberrohr	586	616	634	658
Steuerrohr	110	110	120	130
Radstand	1193	1218	1238	1269
Kettenstrebe	450	450	450	450
Sitzwinkel	75	75	75	75
Lenkwinkel	65,5	65,5	65,5	65,5
Tretlageroffset	15	15	15	15
Stack	632	632	630	640
Reach	420	450	470	490

SONIC EVO AM 2 SONIC EVO AM 3

Rahmengröße	M	L	XL
Sitzrohrlänge	440	470	510
Oberrohr	616	634	658
Steuerrohr	110	120	130
Radstand	1218	1238	1269
Kettenstrebe	450	450	450
Sitzwinkel	75	75	75
Lenkwinkel	65,5	65,5	65,5
Tretlageroffset	15	15	15
Stack	632	630	640
Reach	450	470	490

SONIC EVO AM 1

Rahmengröße	S	M	L	XL	XXL
Sitzrohrlänge	410	440	470	510	540
Oberrohr	586	616	634	658	676
Steuerrohr	120	120	120	130	140
Radstand	1193	1222	1243	1267	1286
Kettenstrebe	450	450	450	450	450
Sitzwinkel	75	75	75	75	75
Lenkwinkel	65,5	65,5	65,5	65,5	65,5
Tretlageroffset	15	15	15	15	15
Stack	632	632	632	641	650
Reach	420	450	470	490	505

SONIC EVO TR 2 SONIC EVO TR-I

Rahmengröße	S	M	L	XL
Sitzrohrlänge	410	440	470	510
Oberrohr	602	611	631	657
Steuerrohr	120	110	130	130
Radstand	1199	1225	1238	1271
Kettenstrebe	465	465	465	465
Sitzwinkel	74,5	73,5	74,5	73,5
Lenkwinkel	66,4	66	66,4	66
Tretlageroffset	45	42,5	45	42,5
Stack	616	619	626	637
Reach	429	454	464	495

SONIC TR 3 29

Rahmengröße	M	L	XL
Sitzrohrlänge	440	480	510
Oberrohr	611	634	657
Steuerrohr	110	120	130
Radstand	1225	1250	1271
Kettenstrebe	465	465	465
Sitzwinkel	73,5	73,5	73,5
Lenkwinkel	66	66	66
Tretlageroffset	42,5	42,5	42,5
Stack	619	628	637
Reach	454	474	495

SONIC EVA TR 1

Rahmengröße	S	M	L
Sitzrohrlänge	400	440	480
Oberrohr	579	604	627
Steuerrohr	120	120	120
Radstand	1150	1175	1198
Kettenstrebe	450	450	450
Sitzwinkel	74	74	74
Lenkwinkel	67,5	67,5	67,5
Tretlageroffset	30	30	30
Stack	607	607	616
Reach	405	430	450

SONIC EVO TR 1

Rahmengröße	S	M	L	XL	XXL
Sitzrohrlänge	410	440	480	510	530
Oberrohr	583	604	626	659	694
Steuerrohr	120	120	130	140	160
Radstand	1181	1192	1215	1249	1287
Kettenstrebe	465	465	465	465	465
Sitzwinkel	75	74,5	74,5	74,5	74,5
Lenkwinkel	67,5	67,5	67,5	67,5	67,5
Tretlageroffset	45	45	45	45	45
Stack	627	627	636	646	664
Reach	415	430	450	480	510

SONIC EVO EN 1

Rahmengröße	M	L
Sitzrohrlänge	445	475
Oberrohr	594	625
Steuerrohr	115	120
Radstand	1248	1281
Kettenstrebe	447	447
Sitzwinkel	77	77
Lenkwinkel	64	64
Tretlageroffset	22,5	22,5
Stack	641	645
Reach	450	480

SONIC EVO 1

Rahmengröße	S	M	L	XL	XXL
Sitzrohrlänge	400	440	480	520	560
Oberrohr	593	613	636	659	685
Steuerrohr	120	120	130	140	160
Radstand	1156	1176	1200	1224	1251
Kettenstrebe	450	450	450	450	450
Sitzwinkel	73,5	73,5	73,5	73,5	73,5
Lenkwinkel	67,5	67,5	67,5	67,5	67,5
Tretlageroffset	62,5	62,5	62,5	62,5	62,5
Stack	644	645	653	663	681
Reach	410	430	450	470	490

E-Stream EVO AM 4

Rahmengröße	S	M	L	XL
Sitzrohrlänge	410	440	480	540
Oberrohr	610	620	640	660
Steuerrohr	105	105	120	140
Radstand	1210	1222	1243	1265
Kettenstrebe	455	456	456	455
Sitzwinkel	75	75	75	75
Lenkwinkel	66	66	66	66
Tretlageroffset	30	30	30	30
Stack	619	621	634	651
Reach	444	454	468	486

E-Stream EVA TR 1

Rahmengröße	XS	S	M	L
Sitzrohrlänge	390	410	440	480
Oberrohr	600	600	610	630
Steuerrohr	95	105	105	120
Radstand	1175	1177	1187	1209
Kettenstrebe	437	437	437	437
Sitzwinkel	75,5	75,5	75,5	75,5
Lenkwinkel	66,5	66,5	66,5	66,5
Tretlageroffset	30	30	30	30
Stack	595	604	604	618
Reach	446	444	454	470

**Copperhead EVO AM 1 29/27,5
Copperhead EVO AM 2 29/27,5
Copperhead EVO AM 2 ABS 29/27,5**

Rahmengröße	S	M	L	XL
Sitzrohrlänge	410	440	480	540
Oberrohr	630	630	640	665
Steuerrohr	125	125	130	140
Radstand	1238	1238	1244	1269
Kettenstrebe	445	445	445	445
Sitzwinkel	75	75	74,5	74,5
Lenkwinkel	66	66	66	66
Tretlageroffset	5	5	5	5
Stack	619	619	624	633
Reach	464	464	467	489

**Copperhead EVO 1 29
Copperhead EVO 2 29**

Rahmengröße	S	M	L	XL	XXL
Sitzrohrlänge	410	440	480	540	600
Oberrohr	615	620	635	660	685
Steuerrohr	125	125	130	140	180
Radstand	1195	1194	1209	1236	1267
Kettenstrebe	455	455	455	455	455
Sitzwinkel	74,5	74	74	74	74
Lenkwinkel	66	66	66	66	66
Tretlageroffset	65	65	65	65	65
Stack	643	643	647	657	693
Reach	437	437	449	472	486

Copperhead EVO 1 27,5
Copperhead EVO 2 27,5

Copperhead EVO 2 Street

Rahmengröße	Gent					Trapez				Wave			
	S	M	L	XL	XXL	S	M	L	XL	S	M	L	XL
Sitzrohrlänge	410	440	480	540	600	410	440	480	540	410	440	480	540
Oberrohr	615	620	635	660	685	615	620	635	660	615	620	635	660
Steuerrohr	125	125	130	140	180	125	125	130	140	160	160	160	180
Radstand	1182	1187	1196	1223	1254	1182	1187	1196	1223	1165	1190	1198	1226
Kettenstrebe	440	440	440	440	440	440	440	440	440	450	450	450	450
Sitzwinkel	74,5	74,5	74	74	74	74,5	74,5	74	74	74,5	74,5	74	74
Lenkwinkel	66	66	66	66	66	66	66	66	66	67	67	67	67
Tretlageroffset	60	60	60	60	60	60	60	60	60	60	60	60	60
Stack	638	638	642	652	688	638	638	642	652	675	675	675	694
Reach	438	443	451	473	488	438	443	451	473	428	433	441	461
Durchstiegshöhe	-	-	-	-	-	-	-	-	-	433	433	433	433

Aminga EVA TR 3

Rahmengröße	S	M	L	XL
Sitzrohrlänge	410	440	480	540
Oberrohr	630	630	640	665
Steuerrohr	125	125	130	140
Radstand	1220	1220	1225	1251
Kettenstrebe	445	445	445	445
Sitzwinkel	75	75	74,5	74,5
Lenkwinkel	66	66	66	66
Tretlageroffset	25	25	25	65
Stack	610	610	615	624
Reach	467	467	470	492

Aminga EVA TR 1

Rahmengröße	S	M	L	XL
Sitzrohrlänge	410	440	480	540
Oberrohr	605	615	640	665
Steuerrohr	125	125	130	140
Radstand	1178	1177	1203	1230
Kettenstrebe	445	445	445	445
Sitzwinkel	74,5	74	74	74
Lenkwinkel	67	67,5	67,5	67,5
Tretlageroffset	25	25	25	25
Stack	612	614	619	628
Reach	435	439	463	485

Aminga EVA 1
Aminga EVA 2

Aminga EVA 3

Rahmengröße	Lady				Wave			
	XS	S	M	L	XS	S	M	L
Sitzrohrlänge	370	410	440	480	370	410	440	480
Oberrohr	580	590	610	635	580	590	610	635
Steuerrohr	125	125	125	130	160	160	160	160
Radstand	1118	1128	1148	1174	1120	1130	1150	1175
Kettenstrebe	440	440	440	440	450	450	450	450
Sitzwinkel	73,5	73,5	73,5	73,5	73,5	73,5	73,5	73,5
Lenkwinkel	67,5	67,5	67,5	67,5	68,5	68,5	68,5	68,5
Tretlageroffset	57,5	57,5	57,5	57,5	57,5	57,5	57,5	57,5
Stack	643	643	643	648	681	681	681	681
Reach	389	399	419	443	378	388	408	433
Durchstiegshöhe	-	-	-	-	438	438	438	438

Iconic EVO TR 2 ABS
Iconic EVO TR 1

Rahmengröße	S	M	L	XL
Sitzrohrlänge	410	440	480	540
Oberrohr	630	630	640	665
Steuerrohr	125	125	130	140
Radstand	1220	1220	1225	1251
Kettenstrebe	445	445	445	445
Sitzwinkel	75	75	74,5	74,5
Lenkwinkel	66	66	66	66
Tretlageroffset	25	25	25	65
Stack	610	610	615	624
Reach	467	467	470	492

Iconic EVO 1
Iconic EVO 2

Rahmengröße	Gent					Wave			
	S	M	L	XL	XXL	S	M	L	XL
Sitzrohrlänge	410	440	480	540	600	410	440	480	540
Oberrohr	615	620	635	660	685	615	620	635	660
Steuerrohr	125	125	130	140	180	160	160	160	180
Radstand	1181	1186	1196	1223	1254	1185	1190	1198	1226
Kettenstrebe	440	440	440	440	440	450	450	450	450
Sitzwinkel	74,5	74,5	74	74	74	74,5	74,5	74	74
Lenkwinkel	66	66	66	66	66	67	67	67	67
Tretlageroffset	60	60	60	60	60	60	60	60	60
Stack	638	638	642	652	688	675	675	675	694
Reach	438	443	451	473	488	428	433	441	461
Durchstiegshöhe	-	-	-	-	-	436	436	436	436

Cross Lite EVO FS10

Rahmengröße	Gent			Wave		
	M	L	XL	S	M	L
Sitzrohrlänge	450	500	550	400	450	500
Oberrohr	615	625	650	615	635	650
Steuerrohr	140	160	180	160	180	200
Radstand	1214	1227	1254	1217	1239	1257
Kettenstrebe	475	475	475	475	475	475
Sitzwinkel	75	75	75	75	75	75
Lenkwinkel	68	68	68	68	68	68
Tretlageroffset	40	40	40	40	40	40
Stack	639	657	676	657	676	694
Reach	444	449	469	439	454	464
Durchstiegshöhe	-	-	-	435	435	435

**Cross Lite EVO 1
Cross Lite EVO 2**
**Cross Lite EVO 3
Cross Flyer EVO 2**
**Cross EVO
Cross Rider EVO 2**

Rahmengröße	Gent				Trapez			Wave		
	S	M	L	XL	S	M	L	S	M	L
Sitzrohrlänge	450	500	550	600	450	500	550	450	500	550
Oberrohr	625	630	640	650	625	630	640	625	630	640
Steuerrohr	140	160	180	200	140	160	180	180	180	200
Radstand	1173	1174	1185	1197	1173	1174	1185	1186	1186	1197
Kettenstrebe	460	460	460	460	460	460	460	470	470	470
Sitzwinkel	73,5	73,5	73,5	73,5	73,5	73,5	73,5	73	73	73
Lenkwinkel	68	68,5	68,5	68,5	68	68,5	68,5	67,5	68	68
Tretlageroffset	65	65	65	65	65	65	65	65	65	65
Stack	660	682	700	719	660	682	700	695	698	716
Reach	429	428	433	437	429	428	433	413	417	421
Durchstiegshöhe	-	-	-	-	-	-	-	441	441	441

**Tourer EVO 11 Speed
Tourer EVO 10**

Rahmengröße	Gent				Trapez			Wave		
	S	M	L	XL	S	M	L	S	M	L
Sitzrohrlänge	450	500	550	600	450	500	550	450	500	550
Oberrohr	610	610	620	630	610	610	620	610	620	630
Steuerrohr	140	160	180	200	140	160	180	180	180	200
Radstand	1162	1165	1177	1188	1162	1165	1177	1154	1164	1178
Kettenstrebe	470	470	470	470	470	470	470	470	470	470
Sitzwinkel	73,5	73,5	73,5	73,5	73,5	73,5	73,5	72,5	72,5	72,5
Lenkwinkel	68	68	68	68	68	68	68	68	68	68
Tretlageroffset	65	65	65	65	65	65	65	65	65	65
Stack	638	657	675	694	638	657	675	675	675	694
Reach	421	416	420	425	421	416	420	397	407	411

PERMISSIBLE TOTAL WEIGHT

Zulässiges Gesamtgewicht

Das zulässige Gesamtgewicht setzt sich aus dem Gewicht des Fahrers, der Zuladung (Gepäck, Kindersitze, etc.) und des Fahrrads zusammen. Es wird sowohl in der Betriebsanleitung als auch auf dem Typenschild angegeben. Das zulässige Gesamtgewicht ist ein wichtiges Merkmal des Fahrrads und muss neben der Fahrradkategorie, der Ausstattung, der Rahmenform und der Rahmenhöhe zu Ihnen als Fahrer passen.

Bitte achten Sie bei der Kaufentscheidung darauf, dass Sie das zulässige Gesamtgewicht bei der Nutzung nicht überschreiten. Allerdings führt ein zu großzügig gewähltes zulässiges Gesamtgewicht zu keinem weiteren Vorteil. Vergleichbar mit der Rahmengröße muss das zulässige Gesamtgewicht auf Ihre individuellen Bedürfnisse ausgerichtet sein.

50 KG MAX. SYSTEM

JUNIOR

Tokee Ultra Lite 16

80 KG MAX. SYSTEM

JUNIOR

Tokee Ultra Lite 20 | 24

Tokee Lite 20 | 24

Tokee Disc 20 | 24

80 KG MAX. SYSTEM

JUNIOR

Tokee 20 | 24

Tokee Street 20 | 24

115 KG MAX. SYSTEM

MOUNTAIN

Wild Creed Team

Wild Creed RS

DIRT JUMP / PUMPTRACK

Duro DJ Pro

Duro DJ

JUNIOR

Tokee Ultra Lite 26

125 KG MAX. SYSTEM

MOUNTAIN

Wild Edge Team

Wild Edge Trail

Wild Edge

Wild Ronin Team

Wild Ronin RS

Wild Ronin

Copperhead FSX 1

Black Adder Trail

Black Adder Team

MOUNTAIN

Black Adder RS

Bushmaster RS

Bushmaster S

Copperhead 3 S

Copperhead 3

Copperhead 2 27,5 | 29

Copperhead 1

Bushtail

MOUNTAIN

Sharptail 3 27,5 | 29

Sharptail 2

Aminga 3

Aminga 1

Zarena 2

Sharptail Street 3

Zarena Street 2

Copperhead Street

125 KG MAX. SYSTEM

ROAD

Alpine Hawk Team Di2

Alpine Hawk 3 Di2

Alpine Hawk 1

Harrier Disc 2

GRAVEL

Machete AXS

Trail Machete

Machete

GRAVEL

Grinder 3

Espresso Grinder

Daily Grinder 2

135 KG MAX. SYSTEM

URBAN

Urban Copenhagen

Urban Cologne

CITY

W24

CROSS

Cross Rider Street

Permissible total weight

The permissible gross weight consists of the weight of the rider, the load (luggage, child seats, etc.) and the bicycle/eBike. It is specified both in the operating instructions and on the type plate.

The permissible gross weight is an important feature of the bicycle/eBike and, in addition to the bicycle category, the set-up, the frame shape and the frame height, it must suit you as a rider.

When making a purchase decision, please make sure that you do not exceed the permissible gross weight in use. However, an overgenerous permissible gross weight does not lead to any further advantage. Comparable to the frame size, the permissible gross weight must be tailored to your individual needs.

130 KG MAX. SYSTEM

SONIC SL SHIMANO

SONIC EVO EN-SL 2

SONIC EVO EN-SL 1

SONIC EVO AM-SL 1

SONIC EVO AM-SL 3

SONIC EVO AM-SL 2

SONIC EVO AM-SL 1

SONIC BOSCH SX

SONIC EVO AM SX-1

SONIC EVO AM SX 2

SONIC EVO AM SX 1

SONIC EVA AM SX 1

E-STREAM FIT BROSE

E-Stream EVA TR 1

COPPERHEAD BOSCH

Copperhead EVO AM 2 ABS

Copperhead EVO AM 2

Copperhead EVO AM 1

Copperhead EVO 2 27,5 | 29

Copperhead EVO 1 27,5 | 29

AMINGA BOSCH

Aminga EVA TR 3

Aminga EVA TR 1

Aminga EVA 3

Aminga EVA 2

Aminga EVA 1

135 KG MAX. SYSTEM

URBAN FIT BAFANG

Urban EVO 2

Grinder EVO

ICONIC BOSCH

Iconic EVO 2

Iconic EVO 1

CROSS EVO BOSCH

Cross Flyer EVO 2

Cross EVO

150 KG MAX. SYSTEM

VUCA FIT PINION

VUCA EVO AM 2

VUCA EVO AM 1

VUCA EVO Speed FSX1

SONIC BOSCH

SONIC EVO AM TEAM Carbon

SONIC EVO AM 4

SONIC EVO AM 3

SONIC EVO AM 2

SONIC EVO AM 1

SONIC EVO TR-1

SONIC EVO TR 3

SONIC BOSCH

SONIC EVO TR 2

SONIC EVA TR 1

SONIC EVO TR 1

SONIC EVO EN 1

SONIC EVO 1

E-STREAM FIT BROSE

E-Stream EVO AM 4

COPPERHEAD BOSCH

Copperhead EVO 2 XXL

ICONIC BOSCH

Iconic EVO TR 2 ABS

Iconic EVO TR 1

CROSS EVO BOSCH

Cross Lite EVO FS10

Cross Lite EVO 3

Cross Lite EVO 2

Cross Lite EVO 1

Cross Rider EVO 2

TOURER FIT PANASONIC

Tourer EVO 11 Speed

Tourer EVO 10

PRODUCT

INDEX

Modellbezeichnungen im Überblick

DJ	Dirt Jump
Street	Straßenausstattung
EVO	im Rahmen integrierter Akku
EVA	im Rahmen integrierter Akku (Damenmodell)
EN	Enduro
AM	All Mountain
TR	Trail
SX	Bosch Performance Line SX (Motor)
SL	Superlight (Bauweise)
ABS	Antiblockier-System

Model designations at a glance

DJ	Dirt Jump
Street	Street equipment
EVO	Battery integrated in the frame
EVA	Battery integrated in the frame (ladies model)
EN	Enduro
AM	All Mountain
TR	Trail
SX	Bosch Performance Line SX (Motor)
SL	Superlight (Construction)
ABS	Anti-lock system



Zu den Angaben in diesem Katalog:

Ein großer Teil in diesem Katalog abgebildeten Produkte sind Sportgeräte und laut StVZO nicht für den Straßenverkehr zugelassen.

Nach Redaktionsschluss dieser Druckschrift können sich am Produkt Änderungen ergeben haben. Fragen Sie daher zum verbindlichen letzten Stand Ihren BULLS Fachhändler. Irrtümer, Druckfehler, Liefermöglichkeit und technische Änderungen vorbehalten. Farbabweichungen sind drucktechnisch bedingt.

Fotos: Daniel Geiger, Ewald Sadie, Velomotion GmbH, Markus Maeder

Stand: Februar 2024

About the content of this leaflet:

A big part the products pictured in the leaflet are sports equipment. According to German traffic regulations StVO, they are not approved on the roads.

Changes to the products may have occurred after this publication went to press. Please ask your BULLS retailer for the current status. Errors, misprints, availability and technical modifications are subject to change. Slight deviations in colour are due to the printing process.

Pictures: Daniel Geiger, Ewald Sadie, Velomotion GmbH, Markus Maeder

Issue date: February 2024

Zoll in cm inch to cm

26 Zoll	27,5 Zoll	27,5+ Zoll	28 Zoll	29 Zoll
66,04 cm	69,85 cm	71,4 cm	71,12 cm	73,66 cm



Unsere Models wurden beim Fotoshooting ausgestattet von:
Our models were equipped at the photo shoot by:

FRIEDA&FREDDIES®
NEW YORK

NOWADAYS



BULLS Suisse AG
Vorder Obgass 1a
CH 6374 Buochs

bulls.de

News and exclusive postings from BULLS:

